



TOP 50 CFL PLAYERS *TSN*

QUARTERBACKS (21)

Team(s)	Pos	Yrs	Career GP	PS	Grey Cup GP	Wins
ALLEN, Damon Edm/Ott/Ham/Mps/Wpg/Tor	QB	22 ('85-'06)	350	25	5	4
BROCK, Dieter* Wpg/Ham	QB	11 ('74-'84)	170	14	1	0
CALVILLO, Anthony LV/Ham	QB	13 ('84-'96)	212	12	4	1
CLEMENTS, Tom* Ott/Sask/Ham/Wpg	QB	12 ('75-'86)	182	15	2	2
DICKENSON, Dave Cgy/BC	QB	8 ('97-'06)	117	8	3	1
DUNCAN, Matt* Edm/BC/Mcg/Wpg/Tor/Ham	QB	14 ('83-'96)	250	18	5	2
ETCHEVERRY, Sam* Edm	QB	9 ('82-'90)	150	10	0	0
FALONEY, Bernie* Edm/Ham/Cal/Wpg	QB	10 ('77-'86)	144	11	0	3
FLUTIE, Doug BC/Cgy/Edm	QB	10 ('80-'89)	150	10	0	3
GARCIA, Jeff Cgy	QB	6 ('85-'90)	90	6	0	0
HAM, Tracy Edm/Tor/Bal/Wpg	QB	10 ('87-'96)	161	10	0	0
HOLLOWAY, Condredge* Ott/Tor/BC	QB	13 ('75-'87)	187	13	0	0
JACKSON, Russ* Ott	QB	12 ('58-'69)	167	29	0	0
JACOBS, Mike* Cgy/BC	QB	8 ('59-'66)	122	8	0	0
LANCASTER, Ron* Ott/Sask	QB	19 ('60-'78)	288	19	0	0
MCMANUS, Danny Wpg/BC/Edm/Ham/Cgy	QB	17 ('90-'06)	250	17	0	0
MOON, Warren* Edm	QB	6 ('78-'83)	90	6	0	5

VOTER'S HANDBOOK





VOTER,

Thank you for participating in the TSN Top 50 CFL Players project. Your task is to evaluate the careers of the 185 players on the ballot and rank, in order, the Top 50 in the post-WWII history of the CFL (since 1945). Among the candidates are the 119 players named to the Hall of Fame on the basis of performance since 1945 and 66 others identified during a three-month research and consultation process. In the event one of your choices for the Top 50 is not on the ballot, feel free to cast a write-in vote.

Your Top 50 must include at least:

- 1 Quarterback
- 2 Running backs
- 4 Receivers
- 5 Offensive Linemen
- 1 Punter (or Punter/Kicker)
- 1 Kicker (or Kicker/Punter)
- 4 Defensive Linemen
- 3 Linebackers
- 5 Defensive Backs

That adds up to 26 of your Top 50. You are free to slot these players anywhere you like in the Top 50 – they do not need to be ranked in the top 26. There are no restrictions on the remaining 24 choices.

Notes:

- Voters are not mandated to pick a Special Teams player because of the relative recent nature of the designation (All-Canadians have been named since 1986); but two players are listed at that position (Gizmo Williams and Pinball Clemons) for your consideration.
- Players who occupied more than one position during their careers are listed by their primary positions. In some (but not all) cases, their secondary positions are also listed. Beyond filling the 26 mandated picks, position is largely irrelevant. You are free to pick as many players at any position as you want.
- Players have been assigned positions, but they are to be **judged and compared on the totality of their contributions** on the field – be it at different positions or in different roles.

Notes on the Statistics:

Alphabetical and Position Lists:

- Former CFL chief statistician and information officer Larry Robertson burrowed into the league archives and beyond, but there are limits to available information. He could not, for example, find regular season game totals for 19 candidates. He could find only partial totals for 14 others; their totals are listed as XX+ (e.g. Hal Patterson, 82+).
- Stats for the 14 active players have been updated through August 14, 2006 on the alphabetical and position lists.
- Player notes are included on those who rank in the top 5 in significant categories or were CFL season leaders a minimum of three years as reflected in the 2006 CFL Facts, Figures & Record Book.

Appendix:

The appendix includes statistics reproduced directly from the 2006 CFL Facts, Figures & Record Book and organized by position. These stats are through to the end of the 2005 season.

In this package:

- Glossary of Terms
- Candidates listed alphabetically
- Candidates listed by position
- Regular Season Yearly Leaders
- Appendix: Stats from the 2006 CFL Facts, Figures and Records Book, organized by position
- Voter's Instructions and Top 50 Ballot
- Return bill of lading

Ballots are to be submitted to:

Top 50 CFL Players
c/o TSN
9 Channel Nine Court
Toronto, ON M1S 4B5

The timeline:

Sept. 8 Participant Agreement form due

Sept. 15 TSN and CFL announce list
of candidates and voters

Sept. 27 **Ballots Due**

Week of Nov. 13 . . TSN and CFL announce Top 50 list

TSN is a trademark of The Sports Network Inc., Speed Letter Graphic is a trademark of ESPN Inc. Used under license CANADA'S SPORTS LEADER is a registered trademark of The Sports Network Inc. Used under license. CFL is a registered trademark of the Canadian Football League.

GLOSSARY OF TERMS

Team(s)	Pos	Yrs Career	GP	PS	Grey Cup GP Wins	All-Star Seasons	All-Cdn Seasons	Regular Season Awards	Runner-Up	Grey Cup Awards	Notes
ALLEN, Damon Edm/Ott/Ham/Mps/BC/Tor	QB	22 ('85-'06)	350	25	5 4	3	1	Player (1)		MVP (2) Off (1)	1st in career rushing yds by QB, completions, passing yds, passing TDs 3rd in career rushing TDs & career rushing yds
HENLEY, Garney* Ham	DB (Rec)	16 ('60-'75)	216	26	7 4	10	10	MVP (1)	MVP (1)		Tied for 2nd in receiving TDs one game 5th in career interceptions, tied for 4th in career interception return TDs
BATTLE, Greg Wpg/LV/Ott/Mps/Sask	LB	12 ('87-'98)	179	10	3 1	3	2	Def (2)	Def (1)	Def (1)	1st in career fumble return yds, 4th in career tackles
PASSAGLIA, Lui* BC	K (P)	25 ('76-'00)	408	23	5 3	10	4			Cdn (2)	1st in career games; career points, career field goals 3-time CFL scoring leader, 2nd in punting average one season
PRINGLE, Mike Sac/Bal/Mtl/Edm	RB	13 ('92-'04)	188	10	5 3	9	7	MVP (1)	MVP (1)		Tied for 1st in career TDs, 1st in rushing TDs one season 1st in career rushing yds, 100-yd rushing games, 6-time CFL rushing leader
PATTERSON, Hal* Mtl/Ham	Rec (DB)	14 ('54-'67)	82+	26	8 3	13	3	MVP (1)	MVP (1)		4th in receiving yds one season, 3rd in average pass reception yds 1st in passing yds one game, tied for 2nd in career kickoff return TDs

Glossary

* Honoured member of the Canadian Football Hall of Fame

Yrs: Seasons

Career: Career span

GP: Regular season games

PS: Post season games

All-Canadian: Named since 1962

Awards: Regular season honours

Runner-Up: Award finalist

Grey Cup: Grey Cup honours

Notes:

- Punters and Kickers were named Division All-Stars and All-Canadians in 1977 for the first time.
- Special Teams players were named for the first time in 1986.

Regular Season Honours

MVP: Outstanding Player (1953-present)

Rookie: Outstanding Rookie (1972-present)

Cdn: Outstanding Canadian (1954-present)

Def: Outstanding Defensive Player (1974-present)

Off. Line: Outstanding Offensive Lineman (1974-present)

Line: Outstanding Lineman (1955-73)

Grey Cup Honours

MVP: Most Valuable Player (1959-present),
except from 1963-66 (not awarded)

Cdn: Most Valuable Canadian (1971-present)

Off: Offensive Player (1974-90)

Def: Defensive Player (1974-90)

Positions

QB: Quarterback

RB: Running Back (FW: Flying Wing)

Rec: Receiver (F: Flanker; OE: Offensive End; SB: Slotback;
TE: Tight End; WR: Wide Receiver)

OL: Offensive Line (C: Centre; OG: Offensive Guard;
OT: Offensive Tackle)

P: Punter

K: Kicker







ST: Special Teams

DL: Defensive Line (DE: Defensive End; DT: Defensive Tackle;
MG: Middle Guard)








LB: Linebacker








DB: Defensive Back (CB: Cornerback)

ALPHABETICAL LIST








1		 ABENDSCHAN, Jack				GREY CUP		DIVISION ALL-STAR		ALL-CANADIAN		REGULAR SEASON		GREY CUP	
Team(s)	Position(s)	Yrs	Career	GP	PS	GP	Wins	Yrs	Season(s)	Yrs	Season(s)	Awards	Runner-Up	Awards	
Sask	OL (K)	11	('65-'75)	150	25	4	1	7	OG 66,67,69-73	5	67,69,71-73				
2		 AH YOU, Junior*													
Mtl	DL	10	('72-'81)	129	14	5	2	5	DE 74-76,79,80	2	76,79			Awards Def (1)	
3		 ALDAG, Roger*													
Sask	OL	17	('76-'92)	271	5	1	1	8	OG 82,83,86,87-91	5	86-90			Awards Off Line (2)	
4		 ALLEN, Damon													
Edm/Ott/Ham/Mps/BC/Tor	QB	22	('85-'06)	350	25	5	4	3	QB 91,99,05	1	05			Awards MVP (1) MVP (2) Off (1)	
5		 ANDERSON, Kelvin													
Cgy/BC	RB	8	('96-'03)	139	8	3	2	5	RB 97-01	3	98,99,01			Awards Rookie (1) MVP (2)	
6		 ATCHISON, Ron*													
Sask	DL	17	('52-'68)	70+	31	2	1	6	MG 56,60-63 DT 64						








ALPHABETICAL LIST

	BAILEY, By*																		
7																			
Team(s)	Position(s)	Yrs	Career	GP	PS	GP	Wins	Yrs	Season(s)	Yrs	Season(s)	Awards	Runner-Up	Awards					
BC	RB	11	('54-'64)	158	6	2	1	1	RB 57										
	BAKER, Bill*																		
8																			
Team(s)	Position(s)	Yrs	Career	GP	PS	GP	Wins	Yrs	Season(s)	Yrs	Season(s)	Awards	Runner-Up	Awards					
Sask/BC	DL	11	('68-'78)	174	15	2	0	5	DE 71-73,75,76	4	72,73,75,76	Def (1)	Cdn (1) Def (1)						
	BARROW, John*																		
9																			
Team(s)	Position(s)	Yrs	Career	GP	PS	GP	Wins	Yrs	Season(s)	Yrs	Season(s)	Awards	Runner-Up	Awards					
Ham	DL (OL)	14	('57-'70)	192	25	9	4	16	DT 57-62,65-67,69 MG 63,64 OT 57-60	6	62-67	Line (1)	Line (5)						
	BASS, Dan*																		
10																			
Team(s)	Position(s)	Yrs	Career	GP	PS	GP	Wins	Yrs	Season(s)	Yrs	Season(s)	Awards	Runner-Up	Awards					
Tor/Cal/Edm	LB	12	('80-'91)	197	12	3	1	8	LB 82, 83, 85-90	6	82,83,86,88-90	Def (1)	Def (2)						
	BATTLE, Greg																		
11																			
Team(s)	Position(s)	Yrs	Career	GP	PS	GP	Wins	Yrs	Season(s)	Yrs	Season(s)	Awards	Runner-Up	Awards					
Wpg/LV/Ott/Mps/Sask	LB	12	('87-'98)	179	10	3	1	3	LB 89,90,91	2	90,91	Def (2)	Def (1)	Def (1)					
	BAYLIS, Jearld																		
12																			
Team(s)	Position(s)	Yrs	Career	GP	PS	GP	Wins	Yrs	Season(s)	Yrs	Season(s)	Awards	Runner-Up	Awards					
Tor/BC/Sask/Bal	DL	9	('86-'96)	130	12	3	1	4	DT 87,92,93,95	4	87,92,93,95	Def (1)							
	BENECICK, Al*																		
13																			
Team(s)	Position(s)	Yrs	Career	GP	PS	GP	Wins	Yrs	Season(s)	Yrs	Season(s)	Awards	Runner-Up	Awards					
Sask/Edm	OL	11	('59-'69)	12		2	1	4	OT 63 OG 64-66	3	65-67								








Rank	Player Name	Team(s)	Position(s)	Yrs	Career	GP	PS	GREY CUP		DIVISION ALL-STAR		ALL-CANADIAN		REGULAR SEASON		GREY CUP
								GP	Wins	Yrs	Season(s)	Yrs	Season(s)	Awards	Runner-Up	
14	 BENNETT, Paul*	Tor/Wpg/Ham	DB	11	('77-'87)	174	14	3	1	4	DB 77,82,83,85	3	77,83,85	Cdn (2)	Def (1)	
15	 BRIGHT, Johnny*	Cgy/Edm	RB	13	('52-'64)	157	29	4	3	6	RB 52,57-61			MVP (1)		
16	 BROCK, Dieter*	Wpg/Ham	QB	11	('74-'84)	170	14	1	0	3	QB 80-82	2	80,81	MVP (2)		
17	 BROWN, Tom*	BC	LB	6	('62-'67)	97	6	2	1	3	LB 62,63 MG 64	3	62-64	Line (2)		
18	 BROWNE, Less*	Ham/Wpg/Ott/BC	DB	11	('84-'94)	174	12	3	2	6	DB 85 CB 86,90-92,94	6	85,86,90-92,94			
19	 BURDEN, Willie*	Cgy	RB	8	('74-'81)	103	5	0	0	2	RB 75,77	1	75	MVP (1)		
20	 CAHOON, Ben	Mtl	Rec	9	('98-'06)	146	10	4	1	6	WR 99,00,02-05	2	99,04	Cdn (2)		Cdn (1)








ALPHABETICAL LIST

 21 CALVILLO, Anthony							GREY CUP	DIVISION ALL-STAR		ALL-CANADIAN		REGULAR SEASON		GREY CUP
	Team(s) LV/Ham/Mtl	Position(s) QB	Yrs 13	Career ('94-'06)	GP 212	PS 12	GP 4	Wins 1	Yrs 4	Season(s) QB 00,02-04	Yrs 2	Season(s) 02,03	Awards MVP (1)	Runner-Up MVP (2)
 22 CAMERON, Bob														
	Team(s) Wpg	Position(s) P	Yrs 23	Career ('80-'02)	GP 394	PS 29	GP 6	Wins 3	Yrs 6	Season(s) P 84,88-90,93,95	Yrs 4	Season(s) 88-90,93	Awards	Runner-Up
 23 CAMPBELL, Hugh														
	Team(s) Sask	Position(s) Rec	Yrs 6	Career ('63-'69)	GP 84	PS 16	GP 3	Wins 1	Yrs 4	Season(s) F 64-66,69	Yrs 2	Season(s) 65,66	Awards	Runner-Up
 24 CAMPBELL, Jerry*														
	Team(s) Cgy/Ott/Ham	Position(s) LB	Yrs 12	Career ('66-'77)	GP 148	PS 15	GP 3	Wins 3	Yrs 7	Season(s) LB 68-70,72-75	Yrs 7	Season(s) 68-70,72-75	Awards	Runner-Up
 25 CARTER, Eric														
	Team(s) Ham/BC/Wpg	Position(s) DB	Yrs 10	Career ('94-'04)	GP 160	PS 8	GP 2	Wins 1	Yrs 7	Season(s) CB 95,98-03	Yrs 4	Season(s) 95,98,01,02	Awards	Runner-Up
 26 CASEY, Tom*														
	Team(s) Ham Wildcats/Wpg	Position(s) RB (DB)	Yrs 8	Career ('49-'56)	GP 24	PS	GP 2	Wins 0	Yrs 6	Season(s) RB 50-52 DB 53-55	Yrs	Season(s)	Awards	Runner-Up
 27 CHARLTON, Ken*														
	Team(s) Ott/Sask	Position(s) RB	Yrs 10	Career ('45-'54)	GP 94+	PS 16	GP 1	Wins 0	Yrs 4	Season(s) FW 45,46 RB 48,49	Yrs	Season(s)	Awards	Runner-Up








28  CHIU, Bryan		GREY CUP	DIVISION ALL-STAR	ALL-CANADIAN	REGULAR SEASON	GREY CUP									
Team(s)	Position(s)	Yrs	Career	GP	PS	GP	Wins	Yrs	Season(s)	Yrs	Season(s)	Awards	Runner-Up	Awards	
Mtl	OL	10	('97-'06)	157	12	4	1	6	C 00-05	6	00-05	Line (1)			
29  CLARK, Ken															
Team(s)	Position(s)	Yrs	Career	GP	PS	GP	Wins	Yrs	Season(s)	Yrs	Season(s)	Awards	Runner-Up	Awards	
Ham/Tor/Sask/Ott	P	12	('75-'87)	182	5	0	0	4	P 77,78,82,85	3	77,82,85				
30  CLARKE, Bill*															
Team(s)	Position(s)	Yrs	Career	GP	PS	GP	Wins	Yrs	Season(s)	Yrs	Season(s)	Awards	Runner-Up	Awards	
Sask	DL	15	('51-'65)		26	1	0	2	DT 61,63						
31  CLEMENTS, Tom*															
Team(s)	Position(s)	Yrs	Career	GP	PS	GP	Wins	Yrs	Season(s)	Yrs	Season(s)	Awards	Runner-Up	Awards	
Ott/Sask/Ham/Wpg	QB	12	('75-'87)	182	15	2	2	7	QB 75-77,79,81,84,87	2	84,87	Rookie (1) MVP (1) MVP (1)		Off (2)	
32  CLEMONS, Michael (Pinball)															
Team(s)	Position(s)	Yrs	Career	GP	PS	GP	Wins	Yrs	Season(s)	Yrs	Season(s)	Awards	Runner-Up	Awards	
Tor	ST (RB/Rec)	12	('89-'00)	185	9	3	3	4	ST 90,93,94,97	2	90,97	MVP (1)			
33  COFFEY, Tommy Joe*															
Team(s)	Position(s)	Yrs	Career	GP	PS	GP	Wins	Yrs	Season(s)	Yrs	Season(s)	Awards	Runner-Up	Awards	
Edm/Ham/Tor	Rec (K)	14	('59-'73)	197	18	3	2	8	OE 62,64,65-70	7	62,64-68,70		MVP (2)		
34  COLEMAN, Lovell															
Team(s)	Position(s)	Yrs	Career	GP	PS	GP	Wins	Yrs	Season(s)	Yrs	Season(s)	Awards	Runner-Up	Awards	
Cgy/Ott/BC	RB	10	('60-'70)	123	26	1	1	3	RB 63-65	3	63-65	MVP (1)			








ALPHABETICAL LIST








35  COLEMAN, Marvin		GREY CUP		DIVISION ALL-STAR		ALL-CANADIAN		REGULAR SEASON		GREY CUP				
Team(s)	Position(s)	Yrs	Career	GP	PS	GP	Wins	Yrs	Season(s)	Yrs	Season(s)	Awards	Runner-Up	Awards
Cgy	DB (ST)	10	('94-'03)	166	13	4	1	9	CB 95-98,00,01 ST 96,98,00	3	96,97,00			
36  CONNOP, Rod*														
Team(s)	Position(s)	Yrs	Career	GP	PS	GP	Wins	Yrs	Season(s)	Yrs	Season(s)	Awards	Runner-Up	Awards
Edm	OL	16	('82-'97)	274	23	6	3	8	C 87,89-93,95,96	6	87,89-93	Off Line (1)		
37  COPELAND, Royal*														
Team(s)	Position(s)	Yrs	Career	GP	PS	GP	Wins	Yrs	Season(s)	Yrs	Season(s)	Awards	Runner-Up	Awards
Tor/Cgy	RB (Rec)	12	('45-'56)	135	14	4	4	4	RB 45,46,47,49					
38  CORRIGALL, Jim*														
Team(s)	Position(s)	Yrs	Career	GP	PS	GP	Wins	Yrs	Season(s)	Yrs	Season(s)	Awards	Runner-Up	Awards
Tor	DL	12	('70-'81)	148	5	1	0	8	DE 71-73, 75,77-80	4	71,73,75,77	Def (1)		
39  COVINGTON, Grover*														
Team(s)	Position(s)	Yrs	Career	GP	PS	GP	Wins	Yrs	Season(s)	Yrs	Season(s)	Awards	Runner-Up	Awards
Ham	DL	11	('81-'91)	168	12	4	1	7	DE 81,85,86-90	4	85,86,88,89	Def (1)		Def (1)
40  CRAWFORD, Larry														
Team(s)	Position(s)	Yrs	Career	GP	PS	GP	Wins	Yrs	Season(s)	Yrs	Season(s)	Awards	Runner-Up	Awards
BC/Tor	DB	9	('69-'89)	134	9	2	1	5	DB 83,84,86-88	4	83,84,86,87			
41  CUTLER, Dave*														
Team(s)	Position(s)	Yrs	Career	GP	PS	GP	Wins	Yrs	Season(s)	Yrs	Season(s)	Awards	Runner-Up	Awards
Edm	K	16	('69-'84)	254	15	9	6	3	K 77,78,80	2	77,78		Cdn (1)	Cdn (1)

						GREY CUP		DIVISION ALL-STAR		ALL-CANADIAN		REGULAR SEASON		GREY CUP	
Team(s)	Position(s)	Yrs	Career	GP	PS	GP	Wins	Yrs	Season(s)	Yrs	Season(s)	Awards	Runner-Up	Awards	
 DALLA RIVA, Peter*	Mtl	14	('68-'81)	197	17	6	3	5	TE 72,73,75-77	3	72,73,75				
 DICKENSON, Dave	Cgy/BC	8	('97-'06)	117	8	3	1	2	QB 00,03	1	00	MVP (1)	MVP (1)		
 DiPIETRO, Rocky*	Ham	14	('78-'91)	204	13	4	1	4	SB 81,82,86,89	2	86,89	Cdn (2)	Cdn (1)		
 DIXON, George*	Mtl	7	('59-'65)	76	8	0	0	2	RB 62,63	2	62,63	MVP (1)			
 DUNIGAN, Matt*	Edm/BC/Tor/Wpg/Birm/Ham	14	('83-'96)	194	14	5	2	5	QB 85,88,93-95	3	85,88,95		MVP (1)		
 ELGAARD, Ray*	Sask	14	('83-'96)	220	6	1	1	6	TE 85 SB 87,88,90,92,93	4	85,88,92,93	Cdn (3)			
 ESTAY, Ron*	Edm	11	('73-'82)	149	10	8	6	4	DE 73,77,78,80	2	77,80				








ALPHABETICAL LIST








	ETCHEVERRY, Sam*														
49															
Team(s)	Position(s)	Yrs	Career	GP	PS	GP	Wins	Yrs	Season(s)	Yrs	Season(s)	Awards	Runner-Up	Awards	
Mtl	QB	9	('52-'60)	122	13	3	0	6	QB 53-57,60			MVP (1)			
	EVANSHEN, Terry*														
50															
Team(s)	Position(s)	Yrs	Career	GP	PS	GP	Wins	Yrs	Season(s)	Yrs	Season(s)	Awards	Runner-Up	Awards	
Mtl/Cgy/Ham/Tor	Rec	14	('65-'78)	198	20	2	1	7	WR 65-68,69,71,75	1	67	Cdn (2)	Cdn (1)		
	FAIRBANKS, Lloyd														
51															
Team(s)	Position(s)	Yrs	Career	GP	PS	GP	Wins	Yrs	Season(s)	Yrs	Season(s)	Awards	Runner-Up	Awards	
Cgy/Mtl	OL	17	('75-'91)	257	14	1	0	7	OT 78,79,82,86,90 OG 84,85	2	79,82		Off Line (1)		
	FALONEY, Bernie*														
52															
Team(s)	Position(s)	Yrs	Career	GP	PS	GP	Wins	Yrs	Season(s)	Yrs	Season(s)	Awards	Runner-Up	Awards	
Edm/Ham/Mtl/BC	QB	12	('54-'67)	114+	16	7	3	5	QB 58,59,61,64,65			MVP (1)	MVP (1)		
	FENNEL, Dave*														
53															
Team(s)	Position(s)	Yrs	Career	GP	PS	GP	Wins	Yrs	Season(s)	Yrs	Season(s)	Awards	Runner-Up	Awards	
Edm	DL	10	('74-'83)	154	11	8	6	5	DT 77-81	5	77-81	Def (1) Cdn (1)	Cdn (1)	Def (2) Cdn (1)	
	FERNANDEZ, Mervyn														
54															
Team(s)	Position(s)	Yrs	Career	GP	PS	GP	Wins	Yrs	Season(s)	Yrs	Season(s)	Awards	Runner-Up	Awards	
BC	Rec	6	('82-'94)	83	11	2	2	4	WR 82-85	2	84,85	MVP (1)	Rookie (1)		
	FERRONE, Dan														
55															
Team(s)	Position(s)	Yrs	Career	GP	PS	GP	Wins	Yrs	Season(s)	Yrs	Season(s)	Awards	Runner-Up	Awards	
Tor	OL	12	('81-'92)	193	12	4	2	9	OG 83-87,89-92	5	84,85,87,90,91		Off Line (2)		

						GREY CUP	DIVISION ALL-STAR		ALL-CANADIAN		REGULAR SEASON		GREY CUP			
56	 FIELDGATE, Norm*	Team(s)	Position(s)	Yrs	Career	GP	PS	GP	Wins	Yrs	Season(s)	Yrs	Season(s)	Awards	Runner-Up	Awards
		BC	LB	14	('54-'67)	223	8	2	1	3	LB 59,60,63	1	63			
57	 FLEMING, Joe	Team(s)	Position(s)	Yrs	Career	GP	PS	GP	Wins	Yrs	Season(s)	Yrs	Season(s)	Awards	Runner-Up	Awards
		BC/Cgy/Wpg	DL	10	('96-'05)	145	4	1	1	6	DT 97,98,00,01,03,04	4	98,00,01,03	Def (1)		
58	 FLEMING, Willie*	Team(s)	Position(s)	Yrs	Career	GP	PS	GP	Wins	Yrs	Season(s)	Yrs	Season(s)	Awards	Runner-Up	Awards
		BC	RB	8	('59-'66)	124	8	2	1	3	RB 60,61,63	1	63			
59	 FLUTIE, Darren	Team(s)	Position(s)	Yrs	Career	GP	PS	GP	Wins	Yrs	Season(s)	Yrs	Season(s)	Awards	Runner-Up	Awards
		BC/Edm/Ham	Rec	12	('91-'02)	193	14	4	2	6	WR 92 SB 94,96-99	3	96,97,99			
60	 FLUTIE, Doug	Team(s)	Position(s)	Yrs	Career	GP	PS	GP	Wins	Yrs	Season(s)	Yrs	Season(s)	Awards	Runner-Up	Awards
		BC/Cgy/Tor	QB	8	('90-'97)	136	10	4	3	6	QB 91-94,96,97	6	91-94,96,97	MVP (6)		MVP (3)
61	 FOUTS, Dick	Team(s)	Position(s)	Yrs	Career	GP	PS	GP	Wins	Yrs	Season(s)	Yrs	Season(s)	Awards	Runner-Up	Awards
		Tor/BC	DL	13	('57-'69)		13	2	1	5	DT 58 DE 60,63,64,65	3	63-65			
62	 FRANK, Bill*	Team(s)	Position(s)	Yrs	Career	GP	PS	GP	Wins	Yrs	Season(s)	Yrs	Season(s)	Awards	Runner-Up	Awards
		BC/Tor/Wpg	OL	15	('62-'76)	184	14	1	0	7	OT 66-68,70-73	7	66-68,70-73			








70	 GRANT, Tommy*						GREY CUP	DIVISION ALL-STAR	ALL-CANADIAN	REGULAR SEASON	GREY CUP				
	Team(s)	Position(s)	Yrs	Career	GP	PS	GP	Wins	Yrs	Season(s)	Yrs	Season(s)	Awards	Runner-Up	Awards
	Ham/Wpg	Rec (RB)	14	('56-'69)	128	25	9	4	2	F 64 RB 63	1	64	Cdn (1)		
71	 GRAY, Herb*						GREY CUP	DIVISION ALL-STAR	ALL-CANADIAN	REGULAR SEASON	GREY CUP				
	Team(s)	Position(s)	Yrs	Career	GP	PS	GP	Wins	Yrs	Season(s)	Yrs	Season(s)	Awards	Runner-Up	Awards
	Wpg	DL (OL)	10	('56-'65)		23	6	4	7	DE 57-62 OG 65	1	62	Line (1)		
72	 GREER, Terry						GREY CUP	DIVISION ALL-STAR	ALL-CANADIAN	REGULAR SEASON	GREY CUP				
	Team(s)	Position(s)	Yrs	Career	GP	PS	GP	Wins	Yrs	Season(s)	Yrs	Season(s)	Awards	Runner-Up	Awards
	Tor	Rec	6	('80-'85)	82	3	2	1	4	WR 82-85	2	82,83		MVP (1)	
73	 HAM, Tracy						GREY CUP	DIVISION ALL-STAR	ALL-CANADIAN	REGULAR SEASON	GREY CUP				
	Team(s)	Position(s)	Yrs	Career	GP	PS	GP	Wins	Yrs	Season(s)	Yrs	Season(s)	Awards	Runner-Up	Awards
	Edm/Tor/Bal/Mtl	QB	13	('87-'99)	215	16	3	1	1	QB 89	1	89	MVP (1)		MVP (1)
74	 HARRIS, Dickie*						GREY CUP	DIVISION ALL-STAR	ALL-CANADIAN	REGULAR SEASON	GREY CUP				
	Team(s)	Position(s)	Yrs	Career	GP	PS	GP	Wins	Yrs	Season(s)	Yrs	Season(s)	Awards	Runner-Up	Awards
	Mtl	DB	10	('72-'82)	134	14	5	2	8	DB 73-80	7	74-80			
75	 HARRIS, Wayne Sr.*						GREY CUP	DIVISION ALL-STAR	ALL-CANADIAN	REGULAR SEASON	GREY CUP				
	Team(s)	Position(s)	Yrs	Career	GP	PS	GP	Wins	Yrs	Season(s)	Yrs	Season(s)	Awards	Runner-Up	Awards
	Cgy	LB	12	('61-'72)	132	34	3	1	11	LB 61-71	8	62,64-68,70,71	Line (4)	Line (1)	MVP (1)
76	 HARRISON, Herm*						GREY CUP	DIVISION ALL-STAR	ALL-CANADIAN	REGULAR SEASON	GREY CUP				
	Team(s)	Position(s)	Yrs	Career	GP	PS	GP	Wins	Yrs	Season(s)	Yrs	Season(s)	Awards	Runner-Up	Awards
	Cgy	Rec	9	('64-'72)	132	18	3	1	6	OE 65,67-71	3	68-70			








ALPHABETICAL LIST

	HELTON, John*													
77														
Team(s) Cgy/Wpg	Position(s) DL	Yrs 14	Career ('69-'82)	GP 219	PS 14	GP 2	Wins 1	Yrs 12	Season(s) DE 69 DT 70-76,78,79,81,82	Yrs 9	Season(s) 71-76,78,79,82	Awards Line (1) Def (1)	Runner-Up Def (1)	Awards
	HENLEY, Garney*													
78														
Team(s) Ham	Position(s) DB (Rec)	Yrs 16	Career ('60-'75)	GP 216	PS 26	GP 7	Wins 4	Yrs 10	Season(s) DB 63-71 WR 72	Yrs 10	Season(s) 63-72	Awards MVP (1)	Runner-Up MVP (1)	Awards
	HIGHBAUGH, Larry*													
79														
Team(s) BC/Edm	Position(s) DB	Yrs 13	Career ('71-'83)	GP 195	PS 13	GP 9	Wins 6	Yrs 4	Season(s) DB 73-75,77	Yrs 3	Season(s) 73,74,77	Awards	Runner-Up	Awards
	HINTON, Tom*													
80														
Team(s) BC	Position(s) OL	Yrs 9	Career ('58-'66)	GP 136	PS 8	GP 2	Wins 1	Yrs 5	Season(s) OG 58,59,63,64,66	Yrs 1	Season(s) 63	Awards	Runner-Up	Awards
	HOLLOWAY, Condredge*													
81														
Team(s) Ott/Tor/BC	Position(s) QB	Yrs 13	Career ('75-'87)	GP 181	PS 14	GP 3	Wins 2	Yrs 3	Season(s) QB 78,82,83	Yrs 1	Season(s) 82	Awards MVP (1)	Runner-Up	Awards
	HUFFMAN, Dick*													
82														
Team(s) Wpg/Cgy	Position(s) DL (OL)	Yrs 7	Career ('53-'57)	GP 9+	PS 20	GP 1	Wins 0	Yrs 8	Season(s) DT 53-57 OT 52,54,57	Yrs	Season(s)	Awards	Runner-Up	Awards
	HUGO, Tommy													
83														
Team(s) Mtl	Position(s) OL (LB)	Yrs 7	Career ('53-'59)	GP 13+	PS 13	GP 3	Wins 0	Yrs 12	Season(s) C 53-59 LB 54-58	Yrs	Season(s)	Awards	Runner-Up	Awards








							GREY CUP	DIVISION ALL-STAR		ALL-CANADIAN		REGULAR SEASON		GREY CUP		
84	 ILESIC, Hank	Team(s)	Position(s)	Yrs	Career	GP	PS	GP	Wins	Yrs	Season(s)	Yrs	Season(s)	Awards	Runner-Up	Awards
		Edm/Tor	P	20	('77-'01)	261	18	9	7	8	P 78-81,86,87,91,92	8	78-81,86,87,91,92			
85	 JACKSON, Glen	Team(s)	Position(s)	Yrs	Career	GP	PS	GP	Wins	Yrs	Season(s)	Yrs	Season(s)	Awards	Runner-Up	Awards
		BC	LB	12	('76-'87)	192	9	2	1	6	LB 77-79,82,85,87					
86	 JACKSON, Russ*	Team(s)	Position(s)	Yrs	Career	GP	PS	GP	Wins	Yrs	Season(s)	Yrs	Season(s)	Awards	Runner-Up	Awards
		Ott	QB	12	('58-'69)	167	29	4	3	6	QB 62,63,66-69	3	66,68,69	Cdn (4) MVP (3)	Cdn (2)	MVP (1)
87	 JACOBS, Jack*	Team(s)	Position(s)	Yrs	Career	GP	PS	GP	Wins	Yrs	Season(s)	Yrs	Season(s)	Awards	Runner-Up	Awards
		Wpg	QB	5	('50-'54)	72	18	2	0	2	QB 50,52					
88	 JAMES, Gerry*	Team(s)	Position(s)	Yrs	Career	GP	PS	GP	Wins	Yrs	Season(s)	Yrs	Season(s)	Awards	Runner-Up	Awards
		Wpg/Sask	RB	13	('52-'64)	144	36	5	3	2	RB 55,57			Cdn (2)		
89	 JOHNSON, Alondra	Team(s)	Position(s)	Yrs	Career	GP	PS	GP	Wins	Yrs	Season(s)	Yrs	Season(s)	Awards	Runner-Up	Awards
		BC/Cgy/Sask	LB	16	('89-'97)	248	19	6	3	6	LB 91,92,95,97,98,00	3	95,98,00		Def (1)	
90	 JOHNSON, Will	Team(s)	Position(s)	Yrs	Career	GP	PS	GP	Wins	Yrs	Season(s)	Yrs	Season(s)	Awards	Runner-Up	Awards
		Cgy/Sask	DL	9	('89-'97)	134	12	3	1	6	DE 90-95	5	91-95		Def (1)	

ALPHABETICAL LIST

 91 JONES, Tyrone							GREY CUP	DIVISION ALL-STAR		ALL-CANADIAN		REGULAR SEASON		GREY CUP
	Team(s) Wpg	Position(s) LB	Yrs 10	Career ('83-'93)	GP 151	PS 15	GP 2	Wins 2	Yrs 5	Season(s) LB 84-87,90	Yrs 4	Season(s) 84-87	Awards Def (1)	Runner-Up
 92 JURASIN, Bobby*														
	Team(s) Sask/Tor	Position(s) DL	Yrs 13	Career ('86-'98)	GP 199	PS 9	GP 2	Wins 1	Yrs 6	Season(s) DE 87-89,92,94,97	Yrs 4	Season(s) 87,88,92,97	Awards	Runner-Up
 93 KAPP, Joe*														
	Team(s) Cgy/BC	Position(s) QB	Yrs 8	Career ('59-'66)	GP 122	PS 8	GP 2	Wins 1	Yrs 2	Season(s) QB 63,64	Yrs 2	Season(s) 63,64	Awards	Runner-Up MVP (1)
 94 KEELING, Jerry*														
	Team(s) Cgy/Ott/Ham	Position(s) DB (QB)	Yrs 15	Career ('61-'75)	GP 229	PS 38	GP 4	Wins 2	Yrs 5	Season(s) DB 64-68	Yrs 3	Season(s) 64,65,67	Awards	Runner-Up
 95 KELLY, Brian*														
	Team(s) Edm	Position(s) Rec	Yrs 9	Career ('79-'87)	GP 137	PS 11	GP 6	Wins 5	Yrs 6	Season(s) WR 79-81,83,84,87	Yrs 6	Season(s) 79-81,83,84,87	Awards Rookie (1)	Runner-Up MVP (1)
 96 KELLY, Ellison*														
	Team(s) Ham/Tor	Position(s) OL	Yrs 13	Career ('60-'72)	GP 175	PS 21	GP 7	Wins 3	Yrs 8	Season(s) OG 61-64 OT 68-71	Yrs 3	Season(s) 64,69,70	Awards	Runner-Up
 97 KEPLEY, Dan*														
	Team(s) Edm	Position(s) LB	Yrs 10	Career ('75-'84)	GP 138	PS 11	GP 7	Wins 6	Yrs 5	Season(s) LB 77-81	Yrs 5	Season(s) 77-81	Awards Def (3)	Runner-Up








Rank	Player Name	Team(s)	Position(s)	Yrs	Career	GP	PS	GREY CUP		DIVISION ALL-STAR		ALL-CANADIAN		REGULAR SEASON		GREY CUP
								GP	Wins	Yrs	Season(s)	Yrs	Season(s)	Awards	Runner-Up	
98	 KROL, Joe*	Tor	RB	9	('45-'55)	92	19	5	5	4	RB 45-48					
99	 KWONG, Normie*	Cgy/Edm	RB	13	('48-'60)	157	34	7	4	4	RB 51,53,55,56					
100	 LaGRONE, John	Edm	DL	8	('67-'74)	6		2	0	6	DT 67-69,71-73					
101	 LANCASTER, Ron*	Ott/Sask	QB	19	('60-'78)	288	38	6	2	7	QB 66,68-70,73,75,76					
102	 LEHMANN, Ken	Ott/BC	LB	9	('64-'72)	107	16	3	2	5	LB 65-69					
103	 LEWIS, Leo*	Wpg	RB	11	('55-'66)	161	29	6	4	6	RB 55,58,60,61,62,64					
104	 LOCKLIN, Billy Ray	Mtl/Ham	DL	10	('61-'70)	134	17	2	2	5	DE 61,62,65,66,68					








ALPHABETICAL LIST

 105 LUNSFORD, Earl*						GREY CUP	DIVISION ALL-STAR			ALL-CANADIAN		REGULAR SEASON		GREY CUP
	Team(s) Cgy	Position(s) RB	Yrs 6	Career ('56-'63)	GP 85	PS 15	GP 0	Wins 0	Yrs 3	Season(s) RB 60,61,62	Yrs 1	Season(s) 62	Awards	Runner-Up
 106 LUSTER, Marv*						GP	Wins	Yrs	Season(s)	Yrs	Season(s)	Awards	Runner-Up	Awards
	Team(s) Mtl/Tor	Position(s) DB (Rec)	Yrs 14	Career ('61-'74)	GP 183	PS 18	2	1	9	DB 66-72 OE 61, 62	6	66,68-72		
 107 LUZZI, Don*						GP	Wins	Yrs	Season(s)	Yrs	Season(s)	Awards	Runner-Up	Awards
	Team(s) Cgy	Position(s) DL (OL)	Yrs 12	Career ('58-'69)	GP 30	PS 30	1	0	7	DT 58,60,62,63,66 OT 58,61	3	62, 63,66	Line (1)	
 108 MANN, Dave						GP	Wins	Yrs	Season(s)	Yrs	Season(s)	Awards	Runner-Up	Awards
	Team(s) Tor	Position(s) P (Rec)	Yrs 13	Career ('58-'70)	GP 143	PS 13	0	0	2	F 60,61				
 109 McGOWAN, George*						GP	Wins	Yrs	Season(s)	Yrs	Season(s)	Awards	Runner-Up	Awards
	Team(s) Edm	Position(s) Rec	Yrs 8	Career ('71-'78)	GP 104	PS 8	5	2	3	WR 73,75,76	3	73,75,76	MVP (1)	
 110 McLOUGHLIN, Mark						GP	Wins	Yrs	Season(s)	Yrs	Season(s)	Awards	Runner-Up	Awards
	Team(s) Cgy/BC	Position(s) K	Yrs 17	Career ('88-'05)	GP 280	PS 20	6	3	6	K 92,94-97,99	3	94,96,99		
 111 McMANUS, Danny						GP	Wins	Yrs	Season(s)	Yrs	Season(s)	Awards	Runner-Up	Awards
	Team(s) Wpg/BC/Edm/Ham/Cgy	Position(s) QB	Yrs 17	Career ('90-'06)	GP 289	PS 18	6	3	1	QB 99	1	99	MVP (1)	








Rank	Player	Team(s)	Position(s)	Yrs	Career	GP	PS	GREY CUP		DIVISION ALL-STAR		ALL-CANADIAN		REGULAR SEASON		GREY CUP
								GP	Wins	Yrs	Season(s)	Yrs	Season(s)	Awards	Runner-Up	
112	McQUARTERS, Ed*	Sask	DL	9	('66-'74)	107	22	4	1	3	DT 67-69	3	67-69	Line (1)		
113	MILES, Rollie*	Edm	DB (RB/LB)	11	('51-'61)	122	40	5	3	8	DB 54-56 RB 52-54 LB 58-59					
114	MITCHELL, Derrell	Tor/Edm	Rec	10	('97-'06)	155	9	2	2	5	SB 97,98,00-02	3	97,98,00	Rookie (1)		
115	MONTFORD, Joe	Shr/Ham/Tor/Edm	DL	12	('95-'06)	185	12	3	2	5	DE 98-02	5	98-02	Def (3)		
116	MOON, Warren*	Edm	QB	6	('78-'83)	94	5	5	5	1	QB 83	1	83	MVP (1)		Off (2)
117	MORRIS, Frank*	Tor/Edm	OL (DL)	14	('45-'58)		41	7	6							
118	MOSCA, Angelo*	Ham/Ott	DL	15	('58-'72)	160	31	9	5	5	DT 60,63,65,66,70	2	63,70	Line (2)		








ALPHABETICAL LIST

119		MURPHY, James*					GREY CUP	DIVISION ALL-STAR	ALL-CANADIAN	REGULAR SEASON	GREY CUP
		Team(s) Wpg	Position(s) Rec	Yrs 8	Career ('83-'90)	GP 121	PS 12	GP Wins 2 2	Yrs Season(s) 4 WR 86-89	Yrs Season(s) 2 86,88	Awards MVP (1)
120		NARCISSE, Don									
		Team(s) Sask	Position(s) Rec	Yrs 13	Career ('87-'99)	GP 216	PS 9	GP Wins 2 1	Yrs Season(s) 5 WR 89,90,93,95,98	Yrs Season(s) 4 89,90,95,98	Awards
121		NELSON, Roger*									
		Team(s) Edm	Position(s) OL	Yrs 13	Career ('54-'67)	GP 29	PS 29	GP Wins 3 2	Yrs Season(s) 4 OT 57-60	Yrs Season(s)	Awards Lineman (1)
122		NETTLES, Ray*									
		Team(s) BC/Tor/Ham/Ott/Cgy	Position(s) LB	Yrs 9	Career ('72-'80)	GP 122	PS 7	GP Wins 0 0	Yrs Season(s) 4 LB 72,73,74,77	Yrs Season(s) 2 72,73	Awards Lineman (1)
123		NEUMANN, Pete*									
		Team(s) Ham	Position(s) DL	Yrs 14	Career ('51-'64)	GP 29	PS 29	GP Wins 8 3	Yrs Season(s) 9 DE 53-59, 61, 64	Yrs Season(s) 1 64	Awards
124		ODUMS, Ray									
		Team(s) Wpg/Sask/Cgy	Position(s) DB	Yrs 10	Career ('75-'84)	GP 145	PS 9	GP Wins 1 0	Yrs Season(s) 4 DB 79-82	Yrs Season(s) 3 80-82	Awards
125		OKEKE, Uzoma									
		Team(s) Shr/Ott/Mtl	Position(s) OL	Yrs 13	Career ('94-'06)	GP 205	PS 12	GP Wins 4 1	Yrs Season(s) 7 OT 97-99, 02-05	Yrs Season(s) 7 97-99, 02-05	Awards Off Line (1)








126		 O'QUINN, John (Red)*					GREY CUP		DIVISION ALL-STAR		ALL-CANADIAN		REGULAR SEASON		GREY CUP	
Team(s)	Position(s)	Yrs	Career	GP	PS	GP	Wins	Yrs	Season(s)	Yrs	Season(s)	Awards	Runner-Up	Awards		
Mtl	Rec	6	('54-'59)	26+	10	3	0	5	OE 52-55, 58							
127		 OSBALDISTON, Paul														
Team(s)	Position(s)	Yrs	Career	GP	PS	GP	Wins	Yrs	Season(s)	Yrs	Season(s)	Awards	Runner-Up	Awards		
BC/Wpg/Ham	K (P)	18	('86-'03)	304	16	4	2	7	K 89,90,98-01 P 96	3	96,98,01		Cdn (1)	Cdn (1)		
128		 O'SHEA, Mike														
Team(s)	Position(s)	Yrs	Career	GP	PS	GP	Wins	Yrs	Season(s)	Yrs	Season(s)	Awards	Runner-Up	Awards		
Ham/Tor	LB	14	('93-'06)	225	15	3	3	5	LB 94,95,97,99,00	1	99	Rookie (1) Cdn (1)				
129		 PAJACZKOWSKI, Tony*														
Team(s)	Position(s)	Yrs	Career	GP	PS	GP	Wins	Yrs	Season(s)	Yrs	Season(s)	Awards	Runner-Up	Awards		
Cgy/Mtl	OL (DL)	13	('55-'67)	24		0	0	7	OG 60,62-66 DE 61	4	62-65	Cdn (1)	Cdn (1)			
130		 PARKER, James*														
Team(s)	Position(s)	Yrs	Career	GP	PS	GP	Wins	Yrs	Season(s)	Yrs	Season(s)	Awards	Runner-Up	Awards		
Edm/BC/Tor	DL (LB)	12	('80-'91)	161	12	5	4	6	DE 83-86 LB 81,82	4	82,84,85,86	Def (3)		Def (1)		
131		 PARKER, Jackie*														
Team(s)	Position(s)	Yrs	Career	GP	PS	GP	Wins	Yrs	Season(s)	Yrs	Season(s)	Awards	Runner-Up	Awards		
Edm/Tor/BC	QB (RB/DB)	13	('54-'68)	173	28	4	3	8	QB 55,56,58,60,61 RB 54,57,59			MVP (3)	MVP (2)			
132		 PASSAGLIA, Lui*														
Team(s)	Position(s)	Yrs	Career	GP	PS	GP	Wins	Yrs	Season(s)	Yrs	Season(s)	Awards	Runner-Up	Awards		
BC	K (P)	25	('76-'00)	408	23	5	3	10	K 79,80,83,84,98,00 P 77,83,92,99	4	79,83,84,00			Cdn (2)		








ALPHABETICAL LIST

133 	PATTERSON, Hal*						GREY CUP	DIVISION ALL-STAR	ALL-CANADIAN	REGULAR SEASON	GREY CUP
	Team(s) Mtl/Ham	Position(s) Rec (DB)	Yrs 14	Career ('54-'67)	GP 82+	PS 26	GP Wins 8 3	Yrs Season(s) 13 OE 56,57,60,62-66 DB 54-58	Yrs Season(s) 3 62-64	Awards MVP (1)	Runner-Up MVP (1)
134 	PAYTON, Elfrid										
	Team(s) Wpg/Shr/Bal/Mtl/Tor/Edm	Position(s) DL (LB)	Yrs 15	Career ('91-'04)	GP 205	PS 17	GP Wins 5 1	Yrs Season(s) 7 DE 95,98,99,01,02 LB 93,97	Yrs Season(s) 5 93,97,98,01,02	Awards Def (1)	Runner-Up Def (1)
135 	PITTS, Allen*										
	Team(s) Wpg/BC/Cgy	Position(s) Rec	Yrs 11	Career ('90-'00)	GP 176	PS 14	GP Wins 5 2	Yrs Season(s) 7 SB 91,92,94-96,98,99	Yrs Season(s) 6 91,92,94,95,98,99	Awards	Runner-Up MVP (1)
136 	PITTS, Ernie										
	Team(s) Wpg	Position(s) Rec (DB)	Yrs 14	Career ('57-'70)	GP 108+	PS 17	GP Wins 6 4	Yrs Season(s) 6 OE 57,59,60 DB 65,66,68	Yrs Season(s)	Awards	Runner-Up
137 	PLESS, Willie*										
	Team(s) Tor/BC/Edm/Sask	Position(s) LB	Yrs 14	Career ('86-'99)	GP 229	PS 18	GP Wins 3 1	Yrs Season(s) 12 LB 86, 88,90-99	Yrs Season(s) 11 86,88,90-98	Awards Def (5)	Runner-Up Rookie (1)
138 	PLOEN, Ken*										
	Team(s) Wpg	Position(s) QB (DB)	Yrs 11	Career ('78-'86)	GP 158	PS 25	GP Wins 6 4	Yrs Season(s) 3 QB 57,65 DB 59	Yrs Season(s) 1 65	Awards	Runner-Up
139 	POPLAWSKI, Joe*										
	Team(s) Wpg	Position(s) Rec	Yrs 9	Career ('78-'86)	GP 129	PS 13	GP Wins 1 1	Yrs Season(s) 5 SB 81,84-86 WR 78	Yrs Season(s) 5 78, 81,84-86	Awards Rookie (1) Cdn (2) Cdn (3)	Runner-Up








140		 PREFONTAINE, Noel					GREY CUP	DIVISION ALL-STAR	ALL-CANADIAN	REGULAR SEASON	GREY CUP			
Team(s)	Position(s)	Yrs	Career	GP	PS	GP	Wins	Yrs	Season(s)	Yrs	Season(s)	Awards	Runner-Up	Awards
Tor	P (K)	9	('98-'06)	143	9	1	1	10	P 98-00,02-05 K 02,04,05	5	99,00,02-04			
141		 PRINGLE, Mike												
Sac/Bal/Mtl/Edm	RB	13	('92-'04)	188	10	5	3	9	RB 94-01, 03	7	94,95,97-00,03	MVP (1)	MVP (1)	
142		 RAIMEY, Dave*												
Wpg/Tor	RB	10	('65-'74)	142	11	2	0	5	RB 65-69	2	66,69			
143		 REAVES, Willard												
Wpg	RB	5	('83-'87)	62	6	1	1	4	RB 83-85,87	3	84,85,87	MVP (1)	Rookie (1)	
144		 REED, George*												
Sask	RB	13	('63-'75)	203	32	3	1	10	RB 65-69,71-75	9	65-69,71-74	MVP (1)	MVP (2)	
145		 RIDGWAY, Dave*												
Sask	K	14	('58-'67)	238	6	1	1	7	K 82,87-91, 93	6	82,87-90,93			Awards Cdn (1)
146		 RIGNEY, Frank*												
Wpg	OL	10	('58-'67)	27		5	4	7	OT 59-62,64-66	3	62,65,66	Line (1)		








ALPHABETICAL LIST

 147 ROBERTS, Charles							GREY CUP	DIVISION ALL-STAR	ALL-CANADIAN	REGULAR SEASON	GREY CUP
	Team(s) Wpg	Position(s) RB (ST)	Yrs 6	Career (’01-’06)	GP 97	PS 4	GP Wins 1 0	Yrs Season(s) 5 RB 02-05 ST 01	Yrs Season(s) 5 01-05	Awards Rookie (1)	Awards
 148 ROBINSON, Larry*											
	Team(s) Cgy	Position(s) DB (K/Rec)	Yrs 14	Career (’61-’74)	GP 224	PS 34	GP Wins 3 1	Yrs Season(s) 3 DB 65,70,71	Yrs Season(s)	Awards	Runner-Up Cdn (2)
 149 ROUNTREE, Jim											
	Team(s) Tor	Position(s) DB	Yrs 10	Career (’58-’67)	GP 6	PS	GP Wins 0 0	Yrs Season(s) 7 DB 59-64,67	Yrs Season(s) 1 62	Awards	Runner-Up
 150 ROWE, Paul*											
	Team(s) Cgy	Position(s) RB	Yrs 12	Career (’39-’50)	GP 17	PS	GP Wins 2 1	Yrs Season(s) 5 RB 39,40,46,47,48	Yrs Season(s)	Awards	Runner-Up
 151 RUBY, Martin*											
	Team(s) Sask	Position(s) OL (DL)	Yrs 7	Career (’51-’57)	GP 14	PS	GP Wins 1 0	Yrs Season(s) 7 OT 51,53,54,56 DT 53, 54,56	Yrs Season(s)	Awards	Runner-Up
 152 SCOTT, Tom*											
	Team(s) Wpg/Edm/Cgy	Position(s) Rec	Yrs 11	Career (’74-’84)	GP 169	PS 9	GP Wins 5 5	Yrs Season(s) 6 WR 74 SB 77,78,80,82,83	Yrs Season(s) 5 77,78,80,82,83	Awards	Runner-Up Rookie (1)
 153 SCOTT, Vince*											
	Team(s) Ham Wildcats/Tiger-Cats	Position(s) DL (OL)	Yrs 14	Career (’49-’62)	GP 51+	PS 27	GP Wins 6 2	Yrs Season(s) 10 DG 53-58 MG 59 OG 49,50,52	Yrs Season(s)	Awards	Runner-Up








 154 SHATTO, Dick*							GREY CUP	DIVISION ALL-STAR	ALL-CANADIAN	REGULAR SEASON	GREY CUP			
	Team(s) Tor	Position(s) RB	Yrs 12	Career (*54-'65)	GP 159	PS 7	GP 0	Wins 0	Yrs 8	Season(s) RB 56-59,61-64	Yrs 2	Season(s) 63,64	Awards	Runner-Up MVP (2)
 155 SHAW, David														
	Team(s) Ham/Wpg	Position(s) DB	Yrs 12	Career (*75-'86)	GP 158	PS 13	GP 2	Wins 1	Yrs 7	Season(s) DB 76,80-85	Yrs 5	Season(s) 76,80-82,84	Awards	Runner-Up
 156 SHAW, Wayne Sr.														
	Team(s) Sask	Position(s) LB	Yrs 12	Career (*61-'72)	GP 142	PS 28	GP 4	Wins 1	Yrs 6	Season(s) LB 63,64,66,67,69,71	Yrs 1	Season(s) 67	Awards	Runner-Up
 157 SIMPSON, Bob*														
	Team(s) Ott	Position(s) Rec (RB/DB)	Yrs 13	Career (*50-'62)	GP 90+	PS 16	GP 2	Wins 2	Yrs 8	Season(s) OE 51,56,59 FW 52,53 RB 57 DB 57,58	Yrs	Season(s)	Awards	Runner-Up Cdn (1)
 158 STEGALL, Milt														
	Team(s) Wpg	Position(s) Rec	Yrs 12	Career (*95-'06)	GP 163	PS 6	GP 1	Wins 0	Yrs 6	Season(s) WR 97 SB 99-02, 05	Yrs 5	Season(s) 97,00-02,05	Awards MVP (1)	Runner-Up
 159 STEWART, Ron*														
	Team(s) Ott	Position(s) RB	Yrs 12	Career (*59-'70)	GP 164	PS 26	GP 4	Wins 3	Yrs 3	Season(s) RB 60,61,64	Yrs	Season(s)	Awards Cdn (1)	Runner-Up
 160 STILLWAGON, Jim														
	Team(s) Tor	Position(s) DL	Yrs 5	Career (*71-'75)	GP 57	PS 3	GP 1	Wins 0	Yrs 3	Season(s) DT 71,72,74	Yrs 3	Season(s) 71,72,74	Awards	Runner-Up Line (1)

ALPHABETICAL LIST

 161	SUTHERIN, Don*					GREY CUP	DIVISION ALL-STAR	ALL-CANADIAN	REGULAR SEASON	GREY CUP
	Team(s) Ham/Ott/Tor	Position(s) DB (K)	Yrs 13	Career ('58-'70)	GP PS 126+ 23	GP Wins 8 4	Yrs Season(s) 6 DB 61,62,64,65,68,69	Yrs Season(s) 3 62,64,69	Awards Runner-Up	Awards
 162	SYMONS, Bill*									
	Team(s) Tor/BC	Position(s) RB	Yrs 8	Career ('66-'73)	GP PS 102 11	GP Wins 1 0	Yrs Season(s) 2 RB 68,70	Yrs Season(s) 2 68,70	Awards MVP (1)	Awards
 163	THELEN, Dave*									
	Team(s) Ott/Tor	Position(s) RB	Yrs 9	Career ('58-'66)	GP PS 96+ 17	GP Wins 1 1	Yrs Season(s) 6 RB 59,60,63-66	Yrs Season(s)	Awards	Awards
 164	THORNTON, Dick									
	Team(s) Wpg/Tor	Position(s) DB	Yrs 12	Career ('61-'72)	GP PS 147 22	GP Wins 3 1	Yrs Season(s) 5 DB 62,63,65,69,71	Yrs Season(s) 3 63,65,71	Awards	Awards
 165	TINSLEY, Buddy*									
	Team(s) Wpg	Position(s) OL (DL)	Yrs 11	Career ('50-'60)	GP PS 34	GP Wins 5 2	Yrs Season(s) 7 OT 50,51,52,55,56 DT 57,58	Yrs Season(s)	Awards	Awards
 166	TRAWICK, Herb*									
	Team(s) Mtl	Position(s) DL (OL)	Yrs 12	Career ('46-'57)	GP PS 147 16	GP Wins 4 1	Yrs Season(s) 7 DT 46-50 OG 54,55	Yrs Season(s)	Awards	Awards
 167	TUCKER, Whit*									
	Team(s) Ott	Position(s) Rec	Yrs 9	Career ('62-'70)	GP PS 121 19	GP Wins 3 2	Yrs Season(s) 3 F 66-68	Yrs Season(s) 1 67	Awards	Awards Runner-Up Cdn (1)

168		 URNESS, Ted*					GREY CUP	DIVISION ALL-STAR	ALL-CANADIAN	REGULAR SEASON	GREY CUP			
Team(s)	Position(s)	Yrs	Career	GP	PS	GP	Wins	Yrs	Season(s)	Yrs	Season(s)	Awards	Runner-Up	Awards
Sask	OL	10	('61-'70)	112	23	3	1	6	C 65-70	6	65-70		Line (1)	
169		 VAUGHAN, Kaye*					GREY CUP	DIVISION ALL-STAR	ALL-CANADIAN	REGULAR SEASON	GREY CUP			
Team(s)	Position(s)	Yrs	Career	GP	PS	GP	Wins	Yrs	Season(s)	Yrs	Season(s)	Awards	Runner-Up	Awards
Ott	OL (DL)	12	('53-'64)	166	19	1	1	10	OG 53,59-61 OT 56,57 DT 56,57,59 MG 62	1	62	Line (2)	Line (1)	
170		 VAUGHN, Terry					GREY CUP	DIVISION ALL-STAR	ALL-CANADIAN	REGULAR SEASON	GREY CUP			
Team(s)	Position(s)	Yrs	Career	GP	PS	GP	Wins	Yrs	Season(s)	Yrs	Season(s)	Awards	Runner-Up	Awards
Cgy/Edm/Mtl/Ham	Rec	12	('95-'06)	203	13	5	2	8	WR 96-98 SB 99-03	3	98,01,02			
171		 VERCHEVAL, Pierre					GREY CUP	DIVISION ALL-STAR	ALL-CANADIAN	REGULAR SEASON	GREY CUP			
Team(s)	Position(s)	Yrs	Career	GP	PS	GP	Wins	Yrs	Season(s)	Yrs	Season(s)	Awards	Runner-Up	Awards
Edm/Tor/Mtl	OL	14	('88-'01)	212	13	4	2	7	OG 92,94,95,97-00	6	92,94,97-00	Off Line (1)		
172		 WAGNER, Virgil*					GREY CUP	DIVISION ALL-STAR	ALL-CANADIAN	REGULAR SEASON	GREY CUP			
Team(s)	Position(s)	Yrs	Career	GP	PS	GP	Wins	Yrs	Season(s)	Yrs	Season(s)	Awards	Runner-Up	Awards
Mtl	RB	9	('46-'54)	110	10	2	1	4	RB 46-49					
173		 WALBY, Chris*					GREY CUP	DIVISION ALL-STAR	ALL-CANADIAN	REGULAR SEASON	GREY CUP			
Team(s)	Position(s)	Yrs	Career	GP	PS	GP	Wins	Yrs	Season(s)	Yrs	Season(s)	Awards	Runner-Up	Awards
Mtl/Wpg	OL	16	('81-'96)	254	24	4	2	11	OT 84-87,89-94,96	9	84-87,89-91,93,94	Off Line (2)	Off Line (2)	
174		 WEST, James					GREY CUP	DIVISION ALL-STAR	ALL-CANADIAN	REGULAR SEASON	GREY CUP			
Team(s)	Position(s)	Yrs	Career	GP	PS	GP	Wins	Yrs	Season(s)	Yrs	Season(s)	Awards	Runner-Up	Awards
Cgy/Wpg/BC	LB	12	('82-'93)	164	14	3	2	4	LB 83,87-89	2	87,89		Def (1)	

ALPHABETICAL LIST

	175 WIDGER, Mike						GREY CUP	DIVISION ALL-STAR	ALL-CANADIAN	REGULAR SEASON	GREY CUP
	Team(s) Mtl	Position(s) LB	Yrs 9	Career ('70-'78)	GP 132	PS 13	GP Wins 4 2	Yrs Season(s) 6 LB 70, 72-75,77	Yrs Season(s) 4 73-75,77	Awards	Runner-Up
	176 WILKINSON, Tom*										
	Team(s) Tor/BC/Edm	Position(s) QB	Yrs 15	Career ('67-'81)	GP 196	PS 19	GP Wins 8 5	Yrs Season(s) 3 QB 74,78,79	Yrs Season(s) 3 74,78,79	Awards MVP (1)	Runner-Up MVP (1)
	177 WILLIAMS, Henry (Gizmo)*										
	Team(s) Edm	Position(s) ST	Yrs 15	Career ('86-'00)	GP 200	PS 18	GP Wins 4 2	Yrs Season(s) 7 ST 87,88,91-94,97	Yrs Season(s) 5 87,91-94	Awards	Runner-Up
	178 WILSON, Al*										
	Team(s) BC	Position(s) OL	Yrs 15	Career ('72-'86)	GP 233	PS 12	GP Wins 2 1	Yrs Season(s) 7 C 75-81	Yrs Season(s) 7 75-81	Awards Off Line (1)	Runner-Up Off Line (2)
	179 WINFIELD, Earl										
	Team(s) Ham	Position(s) Rec (ST)	Yrs 11	Career ('87-'97)	GP 130	PS 8	GP Wins 1 0	Yrs Season(s) 4 WR 90,94,95 ST 88	Yrs Season(s) 2 88,95	Awards	Runner-Up MVP (1)
	180 WYLIE, Harvey*										
	Team(s) Cgy	Position(s) DB	Yrs 9	Career ('56-'64)	GP 103	PS 20	GP Wins 0 0	Yrs Season(s) 5 DB 59-63	Yrs Season(s) 2 62,63	Awards Cdn (1)	Runner-Up
	181 YOCHUM, Dan*										
	Team(s) Mtl/Edm	Position(s) OL	Yrs 9	Career ('72-'80)	GP 115	PS 12	GP Wins 6 3	Yrs Season(s) 7 OT 73-79	Yrs Season(s) 4 75-78	Awards Off Line (1)	Runner-Up



182	 YOUNG, Jim*	GREY CUP		DIVISION ALL-STAR		ALL-CANADIAN		REGULAR SEASON		GREY CUP						
		Team(s)	Position(s)	Yrs	Career	GP	PS	GP	Wins	Yrs	Season(s)	Yrs	Season(s)	Awards	Runner-Up	Awards
		BC	Rec (RB)	13	('67-'79)	197	6	0	0	2	WR 72 RB 69	1	72	Awards Cdn (2)	Runner-Up Cdn (1)	Awards
183	 ZAMBIASI, Ben*	GREY CUP		DIVISION ALL-STAR		ALL-CANADIAN		REGULAR SEASON		GREY CUP						
		Team(s)	Position(s)	Yrs	Career	GP	PS	GP	Wins	Yrs	Season(s)	Yrs	Season(s)	Awards	Runner-Up	Awards
		Ham	LB	11	('78-'88)	148	12	4	1	8	LB 78-82, 84-86	6	78-82,85	Awards Def (1)	Runner-Up Rookie (1) Def (1)	Awards
184	 ZOCK, Bill*	GREY CUP		DIVISION ALL-STAR		ALL-CANADIAN		REGULAR SEASON		GREY CUP						
		Team(s)	Position(s)	Yrs	Career	GP	PS	GP	Wins	Yrs	Season(s)	Yrs	Season(s)	Awards	Runner-Up	Awards
		Tor/Edm	OL	10	('45-'54)		33	6	5	2	OG 46,47					
185	 ZUGER, Joe	GREY CUP		DIVISION ALL-STAR		ALL-CANADIAN		REGULAR SEASON		GREY CUP						
		Team(s)	Position(s)	Yrs	Career	GP	PS	GP	Wins	Yrs	Season(s)	Yrs	Season(s)	Awards	Runner-Up	Awards
		Ham	P (QB)	10	('62-'71)	124	20	5	3							Awards MVP (1)

Photo Credits:

Front Cover: Ron Lancaster, Warren Moon, Doug Flutie and Damon Allen; Jearld Baylis (pg. 6), Doug Flutie (pg. 13) and Earl Winfield (pg. 30) courtesy John Sokolowski.

Ben Cahoon (pg. 7) courtesy Montreal Allouettes.

Sam Etcheverry (pg. 12), Tommy Hugo (pg. 16), Hal Patterson (pg. 24) and Herb Trawick (pg. 28) from The Bill Sturupp Collection.

Charles Roberts (pg. 26) and Milt Stegall (pg. 27) courtesy Dave Darichuk.

All other photos courtesy of the Canadian Football Hall of Fame collections.

POSITION LISTS



QUARTERBACKS (21)

Team(s)	Pos	Yrs	Career	GP	PS	Grey Cup GP Wins	Division All-Star	All-Cdn	Regular Season Awards	Runner-Up	Grey Cup Awards	Notes
ALLEN, Damon Edm/Ott/Ham/Mps//BC/Tor	QB	22	('85-'06)	350	25	5 4	3	1	MVP (1)		MVP (2) Off (1)	1st in career rushing yds by QB, completions, passing yds, passing TDs 3rd in career rushing TDs & career rushing yds
BROCK, Dieter* Wpg/Ham	QB	11	('74-'84)	170	14	1 0	3	2	MVP (2)			4-time CFL passing yds leader, tied for 1st in completions one game
CALVILLO, Anthony LV/Ham/Mtl	QB	13	('94-'06)	212	12	4 1	4	2	MVP (1)	MVP (2)	MVP (1)	3-time CFL passing yds leader, 5th in passing efficiency one season 4th in career completions, career passing yds
CLEMENTS, Tom* Ott/Sask/Ham/Wpg	QB	12	('75-'87)	182	15	2 2	7	2	Rookie (1) MVP (1)	MVP (1)	Off (2)	2nd in completion percentage one season
DICKENSON, Dave Cgy/BC	QB	8	('97-'06)	117	8	3 1	2	1	MVP (1)	MVP (1)		1st in career completion percentage 1st, 3rd & 4th in passing efficiency one season
DUNIGAN, Matt* Edm/BC/Tor/Wpg/Birm/Ham	QB	14	('83-'96)	194	14	5 2	5	3		MVP (1)		1st in passing yds one game, 3rd in career passing TDs 5th in career rushing TDs, career rushing yds by QB, career passing yds
ETCHEVERRY, Sam* Mtl	QB	9	('52-'60)	122	13	3 0	6		MVP (1)			1st in consecutive games with passing TDs 6-time CFL passing yds leader, 3rd in passing yds one game
FALONEY, Bernie* Edm/Ham/Mtl/BC	QB	12	('54-'67)	114+	16	7 3	5		MVP (1)	MVP (1)		
FLUTIE, Doug BC/Cgy/Tor	QB	8	('90-'97)	136	10	4 3	6	6	MVP (6)		MVP (3)	1st, 2nd & 4th in passing TDs one season, 5th in career passing TDs 5-time CFL passing yds leader, 4th in career completion percentage
GARCIA, Jeff Cgy	QB	5	('94-'98)	78	5	2 1	4	1		MVP (1)	MVP (1)	3rd in career completion percentage
HAM, Tracy Edm/Tor/Bal/Mtl	QB	13	('87-'99)	215	16	3 1	1	1	MVP (1)		MVP (1)	2nd in career rushing yds by QB, 4th in career passing TDs 1st & 4th in rushing yds one season by QB
HOLLOWAY, Condredge* Ott/Tor/BC	QB	13	('75-'87)	181	14	3 2	3	1	MVP (1)			
JACKSON, Russ* Ott	QB	12	('58-'69)	167	29	4 3	6	3	Cdn (4) MVP (3)	Cdn (2)	MVP (1)	4th in career rushing yds by QB
JACOBS, Jack* Wpg	QB	5	('50-'54)	72	18	2 0	2					3-time CFL passing yds leader
KAPP, Joe* Cgy/BC	QB	8	('59-'66)	122	8	2 1	2	2		MVP (1)		4-time CFL passing yds leader Tied for 4th in consecutive games with passing TDs
LANCASTER, Ron* Ott/Sask	QB	19	('60-'78)	288	38	6 2	7	4	MVP (2)	MVP (1)		2nd in career passing TDs, 6-time CFL passing yds leader 3rd in career completions, career passing yds
MCMANUS, Danny Wpg/BC/Edm/Ham/Cgy	QB	17	('90-'06)	289	18	6 3	1	1	MVP (1)		MVP (1)	2nd in career completions, career passing yds
MOON, Warren* Edm	QB	6	('78-'83)	94	5	5 5	1	1	MVP (1)		Off (2)	
PARKER, Jackie* Edm/Tor/BC	QB (RB/DB)	13	('54-'68)	173	28	4 3	8		MVP (3)	MVP (2)		3rd in career rushing yards by QB
PLOEN, Ken* Wpg	QB (DB)	11	('57-'67)	158	25	6 4	3	1			MVP (1)	
WILKINSON, Tom* Tor/BC/Edm	QB	15	('67-'81)	196	19	8 5	3	3	MVP (1)	MVP (1)	Off (1)	

POSITION LISTS

RUNNING BACKS (28)

Team(s)	Pos	Yrs	Career	GP	PS	Grey Cup GP	Wins	Division All-Star	All-Cdn	Regular Season Awards	Runner-Up	Grey Cup Awards	Notes
ANDERSON, Kelvin Cgy/BC	RB	8	('96-'03)	139	8	3	2	5	3	Rookie (1)	MVP (2)		3rd in 1,000-yd rushing seasons
BAILEY, By* BC	RB	11	('54-'64)	158	6	2	1	1					
BRIGHT, Johnny* Cgy/Edm	RB	13	('52-'64)	157	29	4	3	6		MVP (1)			4th in career rushing yds; 3rd in career 100-yd rushing games 4-time CFL rushing leader, tied for 4th in career 1,000-yd seasons,
BURDEN, Willie* Cgy	RB	8	('74-'81)	103	5	0	0	2	1	MVP (1)			3rd in rushing yds one season
CASEY, Tom* Ham Wildcats/Wpg	RB (DB)	8	('49-'56)		24	2	0	6					
CHARLTON, Ken* Ott/Sask	RB	10	('45-'54)	94+	16	1	0	4					
COLEMAN, Lovell Cgy/Ott/BC	RB	10	('60-'70)	123	26	1	1	3	3	MVP (1)			
COPELAND, Royal* Tor/Cgy	RB (Rec)	12	('45-'56)	135	14	4	4	4					Tied for 2nd in receiving TDs one game
DIXON, George* Mtl	RB	7	('59-'65)	76	8	0	0	2	2	MVP (1)			
FLEMING, Willie* BC	RB	8	('59-'66)	124	8	2	1	3	1				
GILCHRIST, Chester (Cookie) Ham/Sask/Tor	RB (LB)	6	('56-'61)	56+	10	1	1	6			MVP (1)		
GOLAB, Tony* Ott	RB	6	('45-'50)		13	2	0	3					
JAMES, Gerry* Wpg/Sask	RB	13	('52-'64)	144	36	5	3	2		Cdn (2)			Tied for 2nd in rushing TDs one season
KROL, Joe* Tor	RB	9	('45-'55)	92	19	5	5	4					
KWONG, Normie* Cgy/Edm	RB	13	('48-'60)	157	34	7	4	4		Cdn (2)			4th in career rushing TDs; 5th in career rushing yds 3-time CFL rushing leader; Tied for 4th in 1,000-yard rushing seasons
LEWIS, Leo* Wpg	RB	11	('55-'66)	161	29	6	4	6	1			MVP (1)	4th in career kickoff return yds, 5th in career combined yds
LUNSFORD, Earl* Cgy	RB	6	('56-'63)	85	15	0	0	3	1				Tied for 1st in rushing TDs one game, 4th in rushing yds one season 5th in 100-yd rushing games, tied for 4th in 1,000-yd rushing seasons
PRINGLE, Mike Sac/Bal/Mtl/Edm	RB	13	('92-'04)	188	10	5	3	9	7	MVP (1)	MVP (1)		Tied for 1st in career TDs, 1st in rushing TDs one season 1st in career rushing yds, 100-yd rushing games, 6-time CFL rushing leader
RAIMEY, Dave* Wpg/Tor	RB	10	('65-'74)	142	11	2	0	5	2				
REAVES, Willard Wpg	RB	5	('83-'87)	62	6	1	1	4	3	MVP (1)	Rookie (1)		Tied for 3rd in rushing TDs one game, 3-time CFL rushing leader
REED, George* Sask	RB	13	('63-'75)	203	32	3	1	10	9	MVP (1)	MVP (2)		Tied for 1st in career TDs, 1st in career rushing TDs 2nd in career rushing yds, 6-time CFL rushing leader
ROBERTS, Charles Wpg	RB (ST)	6	('01-'06)	97	4	1	0	5	5		Rookie (1)		3-time CFL rushing leader
ROWE, Paul* Cgy	RB	12	('39-'50)		17	2	1	5					
SHATTO, Dick* Tor	RB	12	('54-'65)	159	7	0	0	8	2		MVP (2)		

RUNNING BACKS CONT'D

Team(s)	Pos	Yrs	Career	GP	PS	Grey Cup GP Wins	Division All-Star	All-Cdn	Regular Season Awards	Runner-Up	Grey Cup Awards	Notes
STEWART, Ron* Ott	RB	12	('59-'70)	164	26	4 3	3		Cdn (1)		MVP (1)	1st in rushing yds one game, tied for 3rd in rushing TDs one game
SYMONS, Bill* Tor/BC	RB	8	('66-'73)	102	11	1 0	2	2	MVP (1)			
THELEN, Dave* Ott/Tor	RB	9	('58-'66)	96+	17	1 1	6					Tied for 3rd in rushing TDs one game
WAGNER, Virgil* Mtl	RB	9	('46-'54)	110	10	2 1	4					4-time CFL scoring leader

RECEIVERS (30)

Team(s)	Pos	Yrs	Career	GP	PS	Grey Cup GP Wins	Division All-Star	All-Cdn	Regular Season Awards	Runner-Up	Grey Cup Awards	Notes
CAHOON, Ben Mtl	Rec	9	('98-'06)	146	10	4 1	6	2	Cdn (2)		Cdn (1)	Tied for 3rd in consecutive games with receiving TDs
CAMPBELL, Hugh Sask	Rec	6	('63-'69)	84	16	3 1	4	2				
COFFEY, Tommy Joe* Edm/Ham/Tor	Rec (K)	14	('59-'73)	197	18	3 2	8	7		MVP (2)		4-time CFL receptions leader, 3-time CFL scoring leader
DALLA RIVA, Peter* Mtl	Rec	14	('68-'81)	197	17	6 3	5	3				
DIPIETRO, Rocky* Ham	Rec	14	('78-'91)	204	13	4 1	4	2	Cdn (2)	Cdn (1)		
ELGAARD, Ray* Sask	Rec	14	('83-'96)	220	6	1 1	6	4	Cdn (3)			4th in career receiving yds, tied for 4th in 1,000-yd receiving seasons 5th in career receptions
EVANSHEN, Terry* Mtl/Cgy/Ham/Tor	Rec	14	('65-'78)	198	20	2 1	7	1	Cdn (2)	Cdn (1)		1st in consecutive games with receiving TDs Tied for 2nd in receiving TDs one game
FERNANDEZ, Mervyn BC	Rec	6	('82-'94)	83	11	2 2	4	2	MVP (1)	Rookie (1)		Tied for 2nd in receiving TDs one game
FLUTIE, Darren BC/Edm/Ham	Rec	12	('91-'02)	193	14	4 2	6	3				2nd in career receptions, tied for 4th in receptions one game Tied for 2nd in 1,000-yd receiving seasons, 2nd in career receiving yds
GABRIEL, Tony* Ham/Ott	Rec	11	('71-'81)	168	16	3 2	10	8	Cdn (4) MVP (1)	Cdn (1)	Cdn (1)	Tied for 3rd in consecutive games with receiving TDs
GRANT, Tommy* Ham/Wpg	Rec (RB)	14	('56-'69)	128	25	9 4	2	1	Cdn (1)			4th in average pass reception yds
GREER, Terry Tor	Rec	6	('80-'85)	82	3	2 1	4	2		MVP (1)		Tied for 1st & tied for 4th in receptions one game 2nd in receiving yds one season
HARRISON, Herm* Cgy	Rec	9	('64-'72)	132	18	3 1	6	3				Tied for 2nd in receiving TDs one game
KELLY, Brian* Edm	Rec	9	('79-'87)	137	11	6 5	6	6	Rookie (1)	MVP (1)		3rd in career receiving TDs, tied for 3rd in career 100-yd receiving games 5th in career TDs, tied for 4th in receiving TDs one season
MCGOWAN, George* Edm	Rec	8	('71-'78)	104	8	5 2	3	3	MVP (1)			
MITCHELL, Derrell Tor/Edm	Rec	10	('97-'06)	155	9	2 2	5	3	Rookie (1)			4th in career receiving TDs, tied for 2nd in receiving TDs one game 1st in receptions one season, 3rd in receiving yds one season

POSITION LISTS

RECEIVERS CONT'D

Team(s)	Pos	Yrs	Career	GP	PS	Grey Cup GP Wins	Division All-Star	All-Cdn	Regular Season Awards	Runner-Up	Grey Cup Awards	Notes
MURPHY, James* Wpg	Rec	8	('83-'90)	121	12	2 2	4	2	MVP (1)		Off (1)	
NARCISSE, Don Sask	Rec	13	('87-'99)	216	9	2 1	5	4				4th in career receptions, career receiving yds, Tied for 4th in 1,000-yd receiving seasons, 3rd in receptions one season
O'QUINN, John (Red)* Mtl	Rec	6	('54-'59)	26+	10	3 0	5					3-time CFL receptions leader
PATTERSON, Hal* Mtl/Ham	Rec (DB)	14	('54-'67)	82+	26	8 3	13	3	MVP (1)	MVP (1)		4th in receiving yds one season, 3rd in average pass reception yds 1st in passing yds one game, tied for 2nd in career kickoff return TDs
PITTS, Allen* Wpg/BC/Cgy	Rec	11	('90-'00)	176	14	5 2	7	6		MVP (1)		1st in career receiving yds, 4-time CFL receptions leader 3rd in career receptions, career receiving TDs, 4th in career TDs
PITTS, Ernie Wpg	Rec (DB)	14	('57-'70)	108+	17	6 4	6					Tied for 3rd in TDs one game, 1st in receiving TDs one game
POPLAWSKI, Joe* Wpg	Rec	9	('78-'86)	129	13	1 1	5	5	Rookie (1) Cdn (2)	Cdn (3)		
SCOTT, Tom* Wpg/Edm/Cgy	Rec	11	('74-'84)	169	9	5 5	6	5		Rookie (1)		5th in career receiving TDs Tied for 5th in career 100-yd receiving games
SIMPSON, Bob* Ott	Rec (RB/DB)	13	('50-'62)	90+	16	2 2	8			Cdn (1)		2nd in average pass reception yds
STEGALL, Milt Wpg	Rec	12	('95-'06)	163	6	1 0	6	5	MVP (1)			Tied for 1st in career TDs, 1st in TDs one season 1st in career receiving TDs one season, 4th in career receiving yds
TUCKER, Whit* Ott	Rec	9	('62-'70)	121	19	3 2	3	1		Cdn (1)		1st in average pass reception yds
VAUGHN, Terry Cgy/Edm/Mtl/Ham	Rec	12	('95-'06)	203	13	5 2	8	3				1st in career receptions, 3rd in career receiving yds 1st in 1,000-yd receiving seasons, consecutive 1,000-yard receiving seasons
WINFIELD, Earl Ham	Rec (ST)	11	('87-'97)	130	8	1 0	4	2		MVP (1)		2nd in career punt return TDs, tied for second in punt returns one season Tied for 3rd in career 100-yd receiving games
YOUNG, Jim* BC	Rec (RB)	13	('67-'79)	197	6	0 0	2	1	Cdn (2)	Cdn (1)		

OFFENSIVE LINEMEN (26)

Team(s)	Pos	Yrs	Career	GP	PS	Grey Cup GP Wins	Division All-Star	All-Cdn	Regular Season Awards	Runner-Up	Grey Cup Awards	Notes
ABENDSCHAN, Jack Sask	OL (K)	11	('65-'75)	150	25	4 1	7	5				
ALDAG, Roger* Sask	OL	17	('76-'92)	271	5	1 1	8	5	Off Line (2)			
BENECICK, Al* Sask/Edm	OL	11	('59-'69)		12	2 1	4	3				
CHIU, Bryan Mtl	OL	10	('97-'06)	157	12	4 1	6	6	Line (1)			
CONNOP, Rod* Edm	OL	16	('82-'97)	274	23	6 3	8	6	Off Line (1)			
FAIRBANKS, Lloyd Cgy/Mtl	OL	17	('75-'91)	257	14	1 0	7	2		Off Line (1)		

OFFENSIVE LINEMEN CONT'D

Team(s)	Pos	Yrs	Career	GP	PS	Grey Cup GP	Wins	Division All-Star	All-Cdn	Regular Season Awards	Runner-Up	Grey Cup Awards	Notes
FERRONE, Dan Tor	OL	12	('81-'92)	193	12	4	2	9	5		Off Line (2)		
FRANK, Bill* BC/Tor/Wpg	OL	15	('62-'76)	184	14	1	0	7	7				
GEORGE, Ed* Mtl/Ham	OL	7	('70-'80)	101	9	3	2	5	4	Off Line (1)	Line (1)		
HINTON, Tom* BC	OL	9	('58-'66)	136	8	2	1	5	1				
HUGO, Tommy Mtl	OL (LB)	7	('53-'59)	13+	13	3	0	12					
KELLY, Ellison* Ham/Tor	OL	13	('60-'72)	175	21	7	3	8	3				
MORRIS, Frank* Tor/Edm	OL (DL)	14	('45-'58)		41	7	6						
NELSON, Roger* Edm	OL	13	('54-'67)		29	3	2	4		Lineman (1)			
OKEKE, Uzooma Shr/Ott/Mtl	OL	13	('94-'06)	205	12	4	1	7	7	Off Line (1)	Off Line (2)		
PAJACZKOWSKI, Tony* Cgy/Mtl	OL (DL)	13	('55-'67)		24	0	0	7	4	Cdn (1)	Cdn (1)		
RIGNEY, Frank* Wpg	OL	10	('58-'67)		27	5	4	7	3	Line (1)			
RUBY, Martin* Sask	OL (DL)	7	('51-'57)		14	1	0	7					
TINSLEY, Buddy* Wpg	OL (DL)	11	('50-'60)		34	5	2	7					
URNESS, Ted* Sask	OL	10	('61-'70)	112+	23	3	1	6	6		Line (1)		
VAUGHAN, Kaye* Ott	OL (DL)	12	('53-'64)	166	19	1	1	10	1	Line (2)	Line (1)		
VERCHEVAL, Pierre Edm/Tor/Mtl	OL	14	('88-'01)	212	13	4	2	7	6	Off Line (1)			
WALBY, Chris* Mtl/Wpg	OL	16	('81-'96)	254	24	4	2	11	9	Off Line (2)	Off Line (2)		
WILSON, Al* BC	OL	15	('72-'86)	233	12	2	1	7	7	Off Line (1)	Off Line (2)		
YOCHUM, Dan* Mtl/Edm	OL	9	('72-'80)	115	12	6	3	7	4	Off Line (1)			
ZOCK, Bill* Tor/Edm	OL	10	('45-'54)		33	6	5	2					

POSITION LISTS

PUNTERS (7)

Team(s)	Pos	Yrs	Career	GP	PS	Grey Cup GP Wins	Division All-Star	All-Cdn	Regular Season Awards	Runner-Up	Grey Cup Awards	Notes
CAMERON, Bob Wpg	P	23	('80-'02)	394	29	6 3	6	4			Cdn (1)	2nd in career games
CLARK, Ken Ham/Tor/Sask/Ott	P	12	('75-'87)	182	5	0 0	4	3				1st in career punting average, 3-time CFL punting average leader
FRASER, Cam Ham/Mtl	P	13	('51-'69)		24	5 2						5-time CFL punting average leader
ILESIC, Hank Edm/Tor	P	20	('77-'01)	261	18	9 7	8	8				5th in career punting average, tied for 3rd in punting average one season 5-time CFL punting average leader
MANN, Dave Tor	P (Rec)	13	('58-'70)	143	13	0 0	2					3-time CFL punting average leader
PREFONTAINE, Noel Tor	P (K)	9	('98-'06)	143	9	1 1	10	5				5-time CFL punting average leader
ZUGER, Joe Ham	P (QB)	10	('62-'71)	124	20	5 3					MVP (1)	2nd in career punting average, 5-time CFL punting average leader 1st in passing TDs one game

KICKERS (5)

Team(s)	Pos	Yrs	Career	GP	PS	Grey Cup GP Wins	Division All-Star	All-Cdn	Regular Season Awards	Runner-Up	Grey Cup Awards	Notes
CUTLER, Dave* Edm	K	16	('69-'84)	254	15	9 6	3	2		Cdn (1)	Cdn (1)	7-time CFL scoring leader
MCLOUGHLIN, Mark Cgy/BC	K	17	('88-'05)	280	20	6 3	6	3				2nd in career points, career field goals 3-time CFL scoring leader
OSBALDISTON, Paul BC/Wpg/Ham	K (P)	18	('86-'03)	304	16	4 2	7	3		Cdn (1)	Cdn (1)	3rd in career points, career field goals, tied for 3rd in points one season 3-time CFL scoring leader, 5th in career games
PASSAGLIA, Lui* BC	K (P)	25	('76-'00)	408	23	5 3	10	4			Cdn (2)	1st in career games, career points, career field goals 3-time CFL scoring leader, 2nd in punting average one season
RIDGWAY, Dave* Sask	K	14	('82-'95)	238	6	1 1	7	6			Cdn (1)	5th in career points, career field goals, 3rd in career field goal accuracy 1st in field goals one season, consecutive field goals

DEFENSIVE LINEMEN (29)

Team(s)	Pos	Yrs	Career	GP	PS	Grey Cup GP	Wins	Division All-Star	All-Cdn	Regular Season Awards	Runner-Up	Grey Cup Awards	Notes
AH YOU, Junior* Mtl	DL	10	('72-'81)	129	14	5	2	5	2			Def (1)	
ATCHISON, Ron* Sask	DL	17	('52-'68)	70+	31	2	1	6					
BAKER, Bill* Sask/BC	DL	11	('68-'78)	174	15	2	0	5	4	Def (1)	Cdn (1) Def (1)		
BAYLIS, Jearld Tor/BC/Sask/Bal	DL	9	('86-'96)	130	12	3	1	4	4	Def (1)			
BARROW, John* Ham	DL (OL)	14	('57-'70)	192	25	9	4	16	6	Line (1)	Line (5)		
CLARKE, Bill* Sask	DL	15	('51-'65)		26	1	0	2					
CORRIGALL, Jim* Tor	DL	12	('70-'81)	148	5	1	0	8	4	Def (1)			
COVINGTON, Grover* Ham	DL	11	('81-'91)	168	12	4	1	7	4	Def (1)		Def (1)	1st in career sacks, 3rd in sacks one season
ESTAY, Ron* Edm	DL	11	('73-'82)	149	10	8	6	4	2				
FENNELL, Dave* Edm	DL	10	('74-'83)	154	11	8	6	5	5	Def (1) Cdn (1)	Cdn (1)	Def (2) Cdn (1)	
FLEMING, Joe BC/Cgy/Wpg	DL	10	('96-'05)	145	4	1	1	6	4	Def (1)			
FOUTS, Dick Tor/BC	DL	13	('57-'69)		13	2	1	5	3				
GRAY, Herb* Wpg	DL (OL)	10	('56-'65)		23	6	4	7	1	Line (1)			
HELTON, John* Cgy/Wpg	DL	14	('69-'82)	219	14	2	1	12	9	Line (1) Def (1)	Def (1)		
HUFFMAN, Dick* Wpg/Cgy	DL (OL)	7	('51-'57)	9+	20	1	0	8					
JOHNSON, Will Cgy/Sask	DL	9	('89-'97)	134	12	3	1	6	5		Def (1)		
JURASIN, Bobby* Sask/Tor	DL	13	('86-'98)	199	9	2	1	6	4				3rd in career sacks
LAGRONE, John Edm	DL	8	('67-'74)		6	2	0	6	2	Line (1)			
LOCKLIN, Billy Ray Mtl/Ham	DL	10	('61-'70)	134	17	2	2	5	3				
LUZZI, Don* Cgy	DL (OL)	12	('58-'69)		30	1	0	7	3	Line (1)			
MCQUARTERS, Ed* Sask	DL	9	('66-'74)	107	22	4	1	3	3	Line (1)			
MONTFORD, Joe Shr/Ham/Tor/Edm	DL	12	('95-'06)	185	12	3	2	5	5	Def (3)			5th in career sacks, 2nd in sacks one season 4th in career fumble return yds
MOSCA, Angelo* Ham/Ott	DL	15	('58-'72)	160	31	9	5	5	2		Line (2)		
NEUMANN, Pete* Ham	DL	14	('51-'64)		29	8	3	9	1				

POSITION LISTS

DEFENSIVE LINEMEN CONT'D

Team(s)	Pos	Yrs	Career	GP	PS	Grey Cup GP Wins	Division All-Star	All-Cdn	Regular Season Awards	Runner-Up	Grey Cup Awards	Notes
PARKER, James* Edm/BC/Tor	DL (LB)	12	('80-'91)	161	12	5 4	6	4	Def (3)		Def (1)	4th in career sacks, 1st in sacks one season
PAYTON, Elfrid Wpg/Shr/Bal/Mtl/Tor/Edm	DL (LB)	15	('91-'04)	205	17	5 1	7	5	Def (1)	Def (1)		2nd in career sacks
SCOTT, Vince* Ham Wildcats/Tiger-Cats	DL (OL)	14	('49-'62)	51+	27	6 2	10					
STILLWAGON, Jim Tor	DL	5	('71-'75)	57	3	1 0	3	3		Line (1)		
TRAWICK, Herb* Mtl	DL (OL)	12	('46-'57)	147	16	4 1	7					

SPECIAL TEAMS (2)

Team(s)	Pos	Yrs	Career	GP	PS	Grey Cup GP Wins	Division All-Star	All-Cdn	Regular Season Awards	Runner-Up	Grey Cup Awards	Notes
CLEMONS, Michael (Pinball) Tor	ST (RB/Rec)	12	('89-'00)	185	9	3 3	4	2	MVP (1)			1st in career combined yds, 4th in receptions one season Tied for 4th in career punt return TDs, 2nd in career kickoff return yds
WILLIAMS, Henry (Gizmo)* Edm	ST	15	('86-'00)	200	18	4 2	7	5				1st in career punt return TDs, 1st in career punt return yds 1st in career kickoff return yds, 2nd in career combined yds

LINEBACKERS (18)

Team(s)	Pos	Yrs	Career	GP	PS	Grey Cup GP Wins	Division All-Star	All-Cdn	Regular Season Awards	Runner-Up	Grey Cup Awards	Notes
BASS, Dan* Tor/Cal/Edm	LB	12	('80-'91)	197	12	3 1	8	6	Def (1)	Def (2)		
BATTLE, Greg Wpg/LV/Ott/Mps/Sask	LB	12	('87-'98)	179	10	3 1	3	2	Def (2)	Def (1)	Def (1)	1st in career fumble return yds, 4th in career tackles
BROWN, Tom* BC	LB	6	('62-'67)	97	6	2 1	3	3	Line (2)			
CAMPBELL, Jerry* Cgy/Ott/Ham	LB	12	('66-'77)	148	15	3 3	7	7				
FIELDGATE, Norm* BC	LB	14	('54-'67)	223	8	2 1	3	1				
HARRIS, Wayne Sr.* Cgy	LB	12	('61-'72)	132	34	3 1	11	8	Line (4)	Line (1)	MVP (1)	
JACKSON, Glen BC	LB	12	('76-'87)	192	9	2 1	6					
JOHNSON, Alondra BC/Cgy/Sask	LB	16	('89-'04)	248	19	6 3	6	3		Def (1)		2nd in career tackles
JONES, Tyrone Wpg	LB	10	('83-'93)	151	15	2 2	5	4	Def (1)		Def (1)	
KEPLEY, Dan* Edm	LB	10	('75-'84)	138	11	7 6	5	5	Def (3)			
LEHMANN, Ken Ott/BC	LB	9	('64-'72)	107	16	3 2	5	4	Line (1)	Line (1)		
NETTLES, Ray* BC/Tor/Ham/Ott/Cgy	LB	9	('72-'80)	122	7	0 0	4	2	Lineman (1)			
O'SHEA, Mike Ham/Tor	LB	14	('93-'06)	225	15	3 3	5	1	Rookie (1) Cdn (1)			3rd in career tackles
PLESS, Willie* Tor/BC/Edm/Sask	LB	14	('86-'99)	229	18	3 1	12	11	Def (5)	Rookie (1)		1st in career tackles
SHAW, Wayne Sr. Sask	LB	12	('61-'72)	142	28	4 1	6	1				
WEST, James Cgy/Wpg/BC	LB	12	('82-'93)	164	14	3 2	4	2		Def (1)		
WIDGER, Mike Mtl	LB	9	('70-'78)	132	13	4 2	6	4				
ZAMBIASI, Ben* Ham	LB	11	('78-'88)	148	12	4 1	8	6	Def (1)	Rookie (1) Def (1)		

POSITION LISTS

DEFENSIVE BACKS (19)

Team(s)	Pos	Yrs	Career	GP	PS	Grey Cup GP	Wins	Division All-Star	All-Cdn	Regular Season Awards	Runner-Up	Grey Cup Awards	Notes
BENNETT, Paul* Tor/Wpg/Ham	DB	11	('77-'87)	174	14	3	1	4	3	Cdn (2)	Def (1)		2nd in career punt return yards, 4th in career interception return yds
BROWNE, Less* Ham/Wpg/Ott/BC	DB	11	('84-'94)	174	12	3	2	6	6				1st in career interceptions, career interception return yds 2nd in interceptions one season, career blocked kicks
CARTER, Eric Ham/BC/Wpg	DB	10	('94-'04)	160	8	2	1	7	4				1st in interception return yds one season
CRAWFORD, Larry BC/Tor	DB	9	('81-'89)	134	9	2	1	5	4				
COLEMAN, Marvin Cgy	DB (ST)	10	('94-'03)	166	13	4	1	9	3				Tied for 4th in career interception return TDs 3rd in career kickoff return yds, 4th in career punt return yards
GAINES, Gene* Mtl/Ott	DB (LB)	16	('61-'76)	217	30	6	4	5	3				
HARRIS, Dickie* Mtl	DB	10	('72-'82)	134	14	5	2	8	7				
HENLEY, Garney* Ham	DB (Rec)	16	('60-'75)	216	26	7	4	10	10	MVP (1)	MVP (1)		Tied for 2nd in receiving TDs one game 5th in career interceptions, tied for 4th in career interception return TDs
HIGHBAUGH, Larry* BC/Edm	DB	13	('71-'83)	195	13	9	6	4	3				2nd in career interceptions, tied for 2nd in career kickoff return TDs
KEELING, Jerry* Cgy/Ott/Ham	DB (QB)	15	('61-'75)	229	38	4	2	5	3				
LUSTER, Marv* Mtl/Tor	DB (Rec)	14	('61-'74)	183	18	2	1	9	6				
MILES, Rollie* Edm	DB (RB/LB)	11	('51-'61)	122	40	5	3	8					
ODUMS, Ray Wpg/Sask/Cgy	DB	10	('75-'84)	145	9	1	0	4	3				
ROBINSON, Larry* Cgy	DB (K/Rec)	14	('61-'74)	224	34	3	1	3			Cdn (2)		
ROUNTREE, Jim Tor	DB	10	('58-'67)		6	0	0	7	1				
SUTHERIN, Don* Ham/Ott/Tor	DB (K)	13	('58-'70)	126+	23	8	4	6	3				Tied for 2nd in interceptions one game
SHAW, David Ham/Wpg	DB	12	('75-'86)	158	13	2	1	7	5				
THORNTON, Dick Wpg/Tor	DB	12	('61-'72)	147	22	3	1	5	3				1st in career interception return TDs
WYLIE, Harvey* Cgy	DB	9	('56-'64)	103	20	0	0	5	2	Cdn (1)			1st in career kickoff return TDs

REGULAR SEASON YEARLY LEADERS

SCORING LEADERS

YR	EAST	PTS	WEST	PTS
2005	Damon Duval, Mtl	191	Sandro DeAngelis, Cal	179
2004	Matt Kellett, Mtl	174	Sean Fleming, Edm	180
2003	Lawrence Tynes, Ott	198	Troy Westwood, Wpg	198
2002	Terry Baker, Mtl	185	Troy Westwood, Wpg	204
2001	Paul Osbaldiston, Ham	183	Sean Fleming, Edm	183
2000	Terry Baker, Mtl	220	Mark McLoughlin, Cal	199
1999	Paul Osbaldiston, Ham	203	Mark McLoughlin, Cal	192
1998	Terry Baker, Mtl	203	Lui Passaglia, BC	197
1997	Mike Vanderjagt, Tor	190	Sean Fleming, Edm	187
1996	Mike Vanderjagt, Tor	198	Mark McLoughlin, Cal	220
	SOUTH		NORTH	
1995	Roman Anderson, S.A.	230	Mark McLoughlin	220
	EAST		WEST	
1994	Troy Westwood, Wpg	213	Sean Fleming, Edm	204
1993	Troy Westwood, Wpg	209	Mark McLoughlin, Cal	215
1992	Troy Westwood, Wpg	199	Mark McLoughlin, Cal	208
1991	Lance Chomyc, Tor	236	Dave Ridgway, Sask	216
1990	Paul Osbaldiston, Ham	212	Dave Ridgway, Sask	233
1989	Paul Osbaldiston, Ham	233	Jerry Kauric, Edm	224
1988	Lance Chomyc, Tor	207	Dave Ridgway, Sask	215
1987	Lance Chomyc, Tor	193	Lui Passaglia, BC	214
*1986	Lance Chomyc, Tor	157	Tom Dixon, Edm	190
1985	Bernie Ruoff, Ham	154	Trevor Kennerd, Wpg	198
1984	Hank Ilesic, Tor	159	Passaglia, BC	167
1983	Bernie Ruoff, Ham	149	Lui Passaglia, BC	191
1982	Bernie Ruoff, Ham	142	Dave Cutler, Edm	170
1981	Bernie Ruoff, Ham	152	Trevor Kennerd, Wpg	185
1980	Zenon Andrusyshyn, Tor	136	Dave Cutler, Edm	158
	Bernie Ruoff, Ham	136		
1979	Don Sweet, Mtl	111	Bernie Ruoff, Wpg	151
1978	John (J.T.) Hay, Ott	136	Dave Cutler, Edm	167
1977	Don Sweet, Mtl	136	Dave Cutler, Edm	195
1976	Don Sweet, Mtl	141	Bernie Ruoff, Wpg	152
1975	Gerry Organ, Ott	124	Dave Cutler, Edm	169
1974	Ian Sunter, Ham	141	Dave Cutler, Edm	144
1973	Gerry Organ, Ott	123	Dave Cutler, Edm	133
1972	Gerry Organ, Ott	131	Dave Cutler, Edm	126
1971	Gerry Organ, Ott	92	Don Jonas, Wpg	121
1970	Tommy Joe Coffey, Ham	113	Jack Abendschan, Sask	116
1969	Tommy Joe Coffey, Ham	148	Jack Abendschan, Sask	116
1968	Don Sutherin, Ott	112	Ted Gerela, BC	115
1967	Tommy Joe Coffey, Ham	107	Terry Evanshen, Cal	102

YR	EAST	PTS	WEST	PTS
1966	Moe Racine, Ott	71	Hugh Campbell, Sask	102
1965	Don Sutherin, Ham	82	Larry Robinson, Cal	95
1964	Don Sutherin, Ham	94	Larry Robinson, Cal	106
1963	Dick Shatto, Tor	81	George Fleming, Wpg	135
1962	George Dixon, Mtl	90	Tommy Joe Coffey, Edm	129
1961	Don Sutherin, Ham	69	Jackie Parker, Edm	104
1960	Cookie Gilchrist, Tor	115	Gerry James, Wpg	114
1959	Cookie Gilchrist, Tor	75	Jackie Parker, Edm	109
1958	Bill Bewley, Mtl	62	Jack Hill, Sask	145
1957	Hal Patterson, Mtl	78	Gerry James, Wpg	131
1956	Pat Abbruzzi, Mtl	120	Buddy Leake, Wpg	103
1955	Al Pfeifer, Tor	98	Ken Carpenter, Sask	90
1954	Alex Webster, Mtl	80	Joe Aguirre, Sask	85
1953	Gene Roberts, Ott	88	Bud Korchak, Wpg	66
1952	Ulysses Curtis, Tor	80	Bob Shaw, Cal	110
1951	John (Tip) Logan, Ham	51	Bob Shaw, Cal	61
1950	Edgar Jones, Ham	108	Joe Aguirre, Wpg	57
1949	Virgil Wagner, Mtl	77	Vern Graham, Cal	58
1948	Virgil Wagner, Mtl	60	Paul Rowe, Cal	35
1947	Virgil Wagner, Mtl	71	Gabe Patterson, Sask	36
1946	Joe Krol, Tor	65	Bill Wusyk, Cal	32
	Virgil Wagner, Mtl	65		
1945	Royal Copeland, Tor	40		
1941			Art Stevenson, Wpg	29
1940	Scotty Wright, Ham	21	Art Stevenson, Wpg	26
			Andy Bieber, Wpg	26
1939	Red Storey, Tor	25	Paul Rowe, Cal	61
1938	Annis Stukus, Tor	32	Fritz Hanson, Wpg	31
1937	Tiny Herman, Ott	22	Paul Kirk, Regina	19
1936	Huck Welch, Ham	37		
1935	Abe Eliowitz, Ott	62		
1934	Frank Turville, Ham	27		
1933	Huck Welch, Mtl	29		
1932	Frank Turville, Ham	52		
1931	Frank Turville, Tor	26		
1930	Brian Timmis, Ham	35		

*Paul Osbaldiston of Hamilton finished the 1986 season with 165 points, however, he scored 92 of those points with Hamilton, 48 with Winnipeg and 25 with BC.

REGULAR SEASON YEARLY LEADERS

RUSHING LEADERS

YR	EAST	YDS
2005	Robert Edwards, Mtl	1199
2004	Troy Davis, Ham	1628
2003	Troy Davis, Ham	1206
2002	Troy Davis, Ham	1143
2001	Michael Jenkins, Tor	1484
2000	Mike Pringle, Mtl	1778
1999	Mike Pringle, Mtl	1656
1998	Mike Pringle, Mtl	2065
1997	Mike Pringle, Mtl	1775
1996	Robert Drummond, Tor	935
SOUTH		
1995	Mike Pringle, Balt	1791
EAST		
1994	Mike Pringle, Balt	1972
1993	Mike Richardson, Wpg	925
1992	Mike Richardson, Wpg	1153
1991	Robert Mimbs, Wpg	1769
1990	Robert Mimbs, Wpg	1341
1989	Gill Fenerty, Tor	1247
1988	Orville Lee, Ott	1075
1987	Willard Reaves, Wpg	1471
1986	Walter Bender, Ham	618
1985	Ken Hobart, Ham	928
1984	Dwaine Wilson, Mtl	1083
1983	Alvin (Skip) Walker, Ott	1431
1982	Alvin (Skip) Walker, Ott	1141
1981	David Overstreet, Mtl	952
1980	Richard Crump, Ott	1074
1979	David Green, Mtl	1678
1978	Jimmy Edwards, Ham	840
1977	Jimmy Edwards, Ham	1581
1976	Art Green, Ott	1257
1975	Art Green, Ott	1188
1974	Steve Ferrughelli, Mtl	1134
1973	Andy Hopkins, Ham	1223
1972	Dave Buchanan, Ham	1163
1971	Leon McQuay, Tor	977
1970	Bill Symons, Tor	908
1969	Dennis Duncan, Mtl	1037
1968	Bill Symons, Tor	1107
1967	Bo Scott, Ott	762
1966	Don Lisbon, Mtl	1007
1965	Dave Thelen, Ott	801
1964	Ron Stewart, Ott	867
1963	George Dixon, Mtl	1270
1962	George Dixon, Mtl	1520
1961	Don Clark, Mtl	1143
1960	Dave Thelen, Ott	1407
1959	Dave Thelen, Ott	1339
1958	Gerry McDougall, Ham	1109

WEST	YDS
Charles Roberts, Wpg	1624
Charles Roberts, Wpg	1522
Charles Roberts, Wpg	1554
John Avery, Edm	1448
Kelvin Anderson, Cal	1383
Kelvin Anderson, Cal	1048
Robert Drummond, BC	1309
Kelvin Anderson, Cal	1325
Kelvin Anderson, Cal	1088
Robert Mimbs, Sask	1403
NORTH	
Cory Philpot, BC	1308
WEST	
Cory Philpot, BC	1451
Damon Allen, Edm	920
Jon Volpe, BC	941
Jon Volpe, BC	1395
Tracy Ham, Edm	1096
Reggie Taylor, Edm	1503
Tony Cherry, BC	889
Gary Allen, Cal	857
Gary Allen, Cal	1153
Willard Reaves, Wpg	1323
Willard Reaves, Wpg	1733
Willard Reaves, Wpg	898
William Miller, Wpg	1076
Jimmy Sykes, Cal	1107
Jimmy Sykes, Cal	1263
Jim Germany, Edm	1324
Mike Strickland, Sask	1306
Jim Washington, Wpg	1262
Jim Washington, Wpg	1277
Willie Burden, Cal	1896
George Reed, Sask	1447
Roy Bell, Edm	1455
Mack Herron, Wpg	1527
Jim Evenson, BC	1237
Hugh McKinnis, Cal	1135
George Reed, Sask	1353
George Reed, Sask	1222
George Reed, Sask	1471
George Reed, Sask	1409
George Reed, Sask	1768
Lovell Coleman, Cal	1629
Lovell Coleman, Cal	1343
Nub Beamer, BC	1161
Earl Lunsford, Cal	1794
Earl Lunsford, Cal	1343
Johnny Bright, Edm	1340
Johnny Bright, Edm	1722

YR	EAST	YDS
1957	Gerry McDougall, Ham	1053
1956	Pat Abbruzzi, Mtl	1062
1955	Pat Abbruzzi, Mtl	1248
1954	Alex Webster, Mtl	984
1953		
1952		
1951		
1950		

WEST	YDS
Johnny Bright, Edm	1679
Normie Kwong, Edm	1437
Normie Kwong, Edm	1250
Howard Waugh, Cal	1043
Billy Vessels, Edm	926
Johnny Bright, Cal	815
Normie Kwong, Edm	933
Tom Casey, Wpg	637

PASS RECEIVING LEADERS

YR	EAST	NO
2005	Kerry Watkins, Mtl	97
2004	Ben Cahoon, Mtl	93
2003	Ben Cahoon, Mtl	112
2002	Jimmy Oliver, Ott	82
2001	Milt Stegall, Wpg	81
2000	Derrell Mitchell, Tor	100
1999	Darren Flutie, Ham	84
1998	Derrell Mitchell, Tor	160
1997	Michael Clemons, Tor	122
1996	Michael Clemons, Tor	116
SOUTH		
1995	Marcus Grant, Mps.	84
EAST		
1994	Gerald Wilcox, Wpg	111
1993	David Williams, Wpg	84
1992	Stephen Jones, Ott	75
1991	Darrell K. Smith, Tor	73
1990	Darrell K. Smith, Tor	93
1989	Tony Champion, Ham	95
1988	James Murphy, Wpg	76
1987	Marc Lewis, Ott	94
1986	James Hood, Mtl	95
1985	Terry Greer, Tor	78
1984	Rocky DiPietro, Ham	71
	Paul Pearson, Tor	71
1983	Terry Greer, Tor	113
1982	Nick Arakgi, Mtl	89
1981	James Scott, Mtl	81
1980	Bob Gaddis, Tor	68
1979	Leif Petterson, Ham	56
1978	Tony Gabriel, Ott	67
1977	Tony Gabriel, Ott	65
1976	Tony Gabriel, Ott	72
1975	Tony Gabriel, Ott	65
1974	Tony Gabriel, Ham	61
1973	Johnny Rodgers, Mtl	41
1972	Eric Allen, Tor	53
1971	Terry Evanshen, Mtl	50

WEST	NO
Derrell Mitchell, Edm	94
Geroy Simon, BC	103
Terry Vaughn, Edm	106
Milt Stegall, Wpg	106
Terry Vaughn, Edm	98
Curis Marsh, Ssk	102
Allen Pitts, Cal	97
Allen Pitts, Cal	96
Vince Danielsen, Cal	91
Darren Flutie, Edm	86
NORTH	
Don Narcisse, Sask	123
WEST	
Allen Pitts, Cal	126
David Sapunjis, Cal	103
Allen Pitts, Cal	103
Allen Pitts, Cal	118
Craig Ellis, Edm	106
Donald Narcisse, Sask	81
David Williams, BC	83
Jim Sandusky, BC	80
James Murphy, Wpg	116
Craig Ellis, Sask	102
Craig Ellis, Sask	91
Brian Kelly, Edm	104
Joey Walters, Sask	102
Eugene Goodlow, Wpg	100
Mike Holmes, Wpg	79
Waddell Smith, Edm	74
Joe Poplawski, Wpg	75
Molly McGee, Sask	68
Rhett Dawson, Sask	65
George McGowan, Edm	98
Rudy Linterman, Cal	64
George McGowan, Edm	81
Jim Thorpe, Wpg	70
Jim Thorpe, Wpg	70
Herman Harrison, Cal	70

YR	EAST	NO
1969	Tommy Joe Coffey, Ham	71
1968	Bobby Taylor, Tor	56
1967	Bobby Taylor, Tor	53
1966	Bobby Taylor, Tor	56
1965	Terry Evanshen, Mtl	37
1964	Dick Shatto, Tor	53
1963	Dick Shatto, Tor	67
1962	Dick Shatto, Tor	47
1961	Dave Mann, Tor	53
1960	Dave Mann, Tor	61
	Hal Patterson, Mtl	61
1959	Red O'Quinn, Mtl	53
1958	Red O'Quinn, Mtl	65
1957	Red O'Quinn, Mtl	61
1956	Hal Patterson, Mtl	88
1955	Red O'Quinn, Mtl	78
1954	Al Pfeifer, Tor	68
1953		
1952		
1951		
1950		

WEST	NO
Herman Harrison, Cal	68
Ken Nielsen, Wpg	68
Terry Evanshen, Cal	96
Terry Evanshen, Cal	67
Tommy Joe Coffey, Edm	81
Tommy Joe Coffey, Edm	81
Bobby Taylor, Cal	74
Tommy Joe Coffey, Edm	65
Farrell Funston, Wpg	47
Gene Filipski, Cal	47
Ernie Pitts, Wpg	68
Jack Hill Sask	60
Jack Gotta, Cal	39
Bud Grant, Wpg	63
Willie Roberts, Cal	59
Bud Grant, Wpg	49
Bud Grant, Wpg	68
Paul Salata, Cal	65
Bob Shaw, Cal	61
Morris Bailey, Edm	67

YR	EAST	YDS
1981	Tom Clements, Ham	4536
1980	Mark Jackson, Tor	3041
1979	Tony Adams, Tor	2692
1978	Jimmy Jones, Ham	2060
1977	Tom Clements, Ott	2804
1976	Tom Clements, Ott	2856
1975	Tom Clements, Ott	2013
1974	Mike Rae, Tor	2501
1973	Joe Theisman, Tor	2496
1972	Chuck Ealey, Ham	2573
1971	Joe Theisman, Tor	2440
1970	Gary Wood, Ott	2759
1969	Russ Jackson, Ott	3641
1968	Wally Gabler, Tor	3242
1967	Russ Jackson, Ott	3332
1966	Russ Jackson, Ott	2400
1965	Russ Jackson, Ott	2303
1964	Russ Jackson, Ott	2156
1963	Russ Jackson, Ott	2910
1962	Tobin Rote, Tor	2532
1961	Tobin Rote, Tor	3093
1960	Tobin Rote, Tor	4247
1959	Sam Etcheverry, Mtl	3133
1958	Sam Etcheverry, Mtl	3548
1957	Sam Etcheverry, Mtl	3341
1956	Sam Etcheverry, Mtl	4723
1955	Sam Etcheverry, Mtl	3657
1954	Sam Etcheverry, Mtl	3610
1953		
1952		
1951		
1950		

WEST	YDS
Dieter Brock, Wpg	4796
Dieter Brock, Wpg	4252
Dieter Brock, Wpg	2383
Dieter Brock, Wpg	3755
Ron Lancaster, Sask	3072
Ron Lancaster, Sask	3869
Ron Lancaster, Sask	3545
Peter Liske, Cal/ BC	3259
Ron Lancaster, Sask	3767
Don Jonas, Wpg	3583
Don Jonas, Wpg	4036
Ron Lancaster, Sask	2779
Jerry Keeling, Cal	3179
Peter Liske, Cal	4333
Peter Liske, Cal	4479
Ron Lancaster, Sask	2976
Joe Kapp, BC	2961
Joe Kapp, BC	2816
Joe Kapp, BC	3126
Joe Kapp, BC	3279
Eagle Day, Cal	1800
Joe Kapp, Cal	3060
Joe Kapp, Cal	2990
Frank Tripucka, Sask	2766
Frank Tripucka, Sask	2589
Frank Tripucka, Sask	3274
Don Klosterman, Cal	2405
Frank Tripucka, Sask	2003
Jack Jacobs, Wpg	1924
Jack Jacobs, Wpg	2586
Jack Jacobs, Wpg	3248
Lindy Berry, Edm	2201

PASSING YARDS LEADERS

YR	EAST	YDS
2005	Anthony Calvillo, Mtl	5556
2004	Anthony Calvillo, Mtl	6041
2003	Anthony Calvillo, Mtl	5891
2002	Anthony Calvillo, Mtl	5013
2001	Khari Jones, Wpg	4545
2000	Anthony Calvillo, Mtl	4277
1999	Danny McManus, Ham	5318
1998	Kerwin Bell, Tor	4991
1997	Doug Flutie, Tor	5505
1996	Doug Flutie, Tor	5720
	SOUTH	
1994	Matt Dunigan, Bhm	4911
	Tracy Ham, Balt	4348
	EAST	
1993	Tom Burgess, Ott	5063
1992	Tom Burgess, Ott	4026
1991	Damon Allen, Ott	4275
1990	Tom Burgess, Wpg	3958
1989	Sean Salisbury, Wpg	4049
1988	Gilbert Renfro, Tor	4113
1987	Tom Clements, Wpg	4686
1986	Brian Ransom, Mtl	3204
1985	Joe Barnes, Mtl	3432
1984	Dieter Brock, Ham	3966
1983	Condredge Holloway, Tor	3184
1982	Tom Clements, Ham	4706

WEST	YDS	
Ricky Ray, Edm	5510	
Jason Mass, Edm	5270	
Dave Dickenson, BC	5496	
Khari Jones, Wpg	5334	
Jason Maas, Edm	3646	
Damon Allen, BC	4840	
Damon Allen, BC	4219	
Jeff Garcia, Cal	4276	
Damon Allen, BC	4653	
Danny McManus, Edm	4425	
	NORTH	
Danny McManus, BC	4655	
Doug Flutie, Cal	5726	
	WEST	
Doug Flutie, Cal	6092	
Kent Austin, Sask	6225	
Doug Flutie, BC	6619	
Kent Austin, Sask	4604	
Matt Dunigan, BC	4509	
Matt Dunigan, BC	3776	
Roy Dewalt, BC	3855	
Rick Johnson, Cal	4379	
Roy Dewalt, BC	4237	
Tom Clements, Wpg	3845	
Warren Moon, Edm	5648	
Warren Moon, Edm	5000	

PUNTING AVERAGE LEADERS

YR	EAST	AVG
2005	Noel Prefontaine, Tor	45.2
2004	Noel Prefontaine, Tor	45.9
2003	Noel Prefontaine, Tor	46.9
2002	Noel Prefontaine, Tor	46.1
2001	Terry Baker, Mtl	46.0
2000	Noel Prefontaine, Tor	47.5
1999	Noel Prefontaine, Tor	47.7
1998	Noel Prefontaine, Tor	46.7
1997	Mike Vanderjagt, Tor	44.9
1996	Paul Osbaldiston, Ham	43.9
	SOUTH	
1995	Josh Miller, Balt	47.7
	EAST	
1994	Josh Miller, Balt	42.9
1993	Terry Baker, Ott	45.5

WEST	AVG	
Jon Ryan, Wpg	50.6	
Charles Hebert, Cal	44.2	
Sean Fleming, Edm	41.7	
Duncan O'Mahony, Cal	45.5	
Sean Fleming, Edm	43.0	
Tony Martino, Cal	43.1	
Sean Fleming, Edm	42.9	
Tony Martino, Cal	48.2	
Tony Martino, Cal	44.6	
Tony Martino, Cal	43.5	
	NORTH	
Paul Osbaldiston, Ham	44.4	
	WEST	
Tony Martino, Cal	42.6	
Pete Gardere, Sac	42.2	

REGULAR SEASON YEARLY LEADERS

YR	EAST	AVG	WEST	AVG
1992	Hank Ilesic, Tor	45.0	Glenn Harper, Edm	40.5
1991	Hank Ilesic, Tor	44.4	Brent Matic, Cal	42.7
1990	Bob Cameron, Wpg	42.0	Brent Matic, Cal	43.1
1989	Bob Cameron, Wpg	42.4	Brent Matic, Cal	42.5
1988	Bob Cameron, Wpg	44.0	Jerry Kauric, Edm	43.6
1987	Hank Ilesic, Tor	42.6	Glenn Harper, Cal	42.8
1986	Hank Ilesic, Tor	48.5	Tom Dixon, Edm	45.3
1985	Ken Clark, Ott	47.0	Tom Dixon, Edm	45.5
1984	Bernie Ruoff, Ham	46.8	Lui Passaglia, BC	46.4
	Ken Clark, Ott	46.8		
1983	Bernie Ruoff, Ham	47.4	Lui Passaglia, BC	50.2
1982	Bernie Ruoff, Ham	45.3	Ken Clark, Sask	47.3
1981	Zenon Andrusyshyn, Tor	47.2	Lui Passaglia, BC	46.0
1980	Zenon Andrusyshyn, Tor	45.3	Hank Ilesic, Edm	45.6
1979	Ian Sunter, Tor	41.7	Lui Passaglia, BC	47.3
1978	Ken Clark, Ham-Tor	45.1	Hank Ilesic, Edm	47.3
1977	Ken Clark, Ham	46.8	Hank Ilesic, Edm	45.1
1976	Ken Clark, Ham	47.0	Bernie Ruoff, Wpg	45.1
1975	Ken Clark, Ham	43.8	Gerald Kunyk, Cal	45.9
1974	Zenon Andrusyshyn, Tor	46.9	Walt McKee, Wpg	41.8
1973	Zenon Andrusyshyn, Tor	45.6	Walt McKee, Wpg	44.2
1972	Zenon Andrusyshyn, Tor	45.0	Eric Guthrie, BC	42.2
1971	Joe Zuger, Ham	48.5	Ken Phillips, BC	42.6
1970	Dave Mann, Tor	44.8	Ken Phillips, BC	44.6
1969	Joe Zuger, Ham	48.2	Ed Ulmer, Wpg	40.8
1968	Joe Zuger, Ham	48.4	Ed Ulmer, Wpg	43.0
1967	Dave Mann, Tor	46.8	Jim Furlong, Cal	44.5
1966	Joe Zuger, Ham	44.0	Randy Kerbow, Edm	42.9
1965	Joe Zuger, Ham	44.7	Martin Fabi, Sask	42.5
1964	Gino Berretta, Mtl	42.4	Neal Beaumont, BC	42.1
1963	Dave Mann, Tor	41.7	Martin Fabi, Sask	44.0
1962	Dave Mann, Tor	43.7	Fred Burket, Sask	45.2
1961	Dave Mann, Tor	48.0	Bobby Walden, Edm	46.8
1960	Dave Mann, Tor	43.9	Charlie Shepard, Wpg	44.7
1959	Cam Fraser, Ham	45.1	Charlie Shepard, Wpg	43.1
1958	Cam Fraser, Ham	45.6	Charlie Shepard, Wpg	44.2
1957	Cam Fraser, Ham	46.0	Vic Chapman, BC	42.4
1956	Cam Fraser, Ham	46.0	Larry Isbell, Sask	44.2
1955	Cam Fraser, Ham	47.4	Bob Heydenfeldt, Edm	43.3
1954	Cam Fraser, Ham	43.1	Larry Isbell, Sask	46.3

APPENDIX

REGULAR SEASON RECORDS

CAREER

Games and Season totals are based upon available game participation sheets.

Most Games Played, All-time Regular Season:

408	Lui Passaglia, BC	1976 - 2000
394	Bob Cameron, Wpg	1980 - 2002
329	Damon Allen, Edm/Ott/Ham/Mph/BC/Tor	1985 - 2003
321	Miles Gorrell, Cal/Ott/Mtl/Ham/Wpg	1978 - 1996
304	Paul Osbaldiston, BC/Wpg/Ham	1986 - 2003
288	Ron Lancaster, Ott/Sask	1960 - 1978
	Leo Groenewegen, Ott/BC/Edm	1987 - 2004
281	Mark McLoughlin, Cal/BC	1988 - 2003, 2005
280	Danny McManus, Wpg/BC/Edm/Ham	1990 - 2005
278	Terry Baker, Sask/Ott/Tor/Mtl	1987 - 2002

Most Regular Seasons Played:

25	Lui Passaglia, BC	1976 - 2000
23	Bob Cameron, Wpg	1980 - 2002
22	Eddie Emerson, Ott	1911 - 1937
21	Damon Allen, Edm/Ott/Ham/Mph/BC/Tor	1985 - 2005
20	Hank Ilesic, Edm/Tor/BC	1977 - 1993, 1995, 1998, 2001
19	Ron Lancaster, Ott/Sask	1960 - 1978
	Miles Gorrell, Cal/Ott/Mtl/Ham/Wpg	1978 - 1996
18	Paul Osbaldiston, BC/Wpg/Ham	1986 - 2003
17	Ron Atchison, Sask	1952 - 1968
	Moe Racine, Ott	1958 - 1974
	Roger Aldag, Sask	1976 - 1992
	Lloyd Fairbanks, Cal/Mtl/Ham	1975 - 1991
	Leo Groenewegen, Ott/BC/Edm	1987 - 2003
	Mark McLoughlin, Cal/BC	1988 - 2003, 2005

Most Consecutive Regular Seasons Played:

25	Lui Passaglia, BC	1976 - 2000
23	Bob Cameron, Wpg	1980 - 2002
21	Damon Allen, Edm/Ott/Ham/Mph/BC/Tor	1985 - 2005
19	Ron Lancaster, Ott/Sask	1960 - 1978
	Miles Gorrell, Cal/Ott/Mtl/Ham/Wpg	1978 - 1996
18	Paul Osbaldiston, BC/Wpg/Ham	1986 - 2003
17	Eddie Emerson, Ott	1919 - 1935
	Ron Atchison, Sask	1952 - 1968
	Moe Racine, Ott	1958 - 1974
	Roger Aldag, Sask	1976 - 1992
	Lloyd Fairbanks, Cal/Mtl/Ham	1975 - 1991
	Hank Ilesic, Edm/Tor	1977 - 1993

TOUCHDOWNS

Most Touchdowns, All-time Regular Season:

	Seasons	Years
137	George Reed, Sask	13 1963 - 1975
	Mike Pringle, Edm/Sac/Balt/Mtl/Edm	13 1992 - 2004
129	Milt Stegall, Wpg	10 1995 - 2005
117	Allen Pitts, Cal	11 1990 - 2000
97	Brian Kelly, Edm	9 1979 - 1987
93	Damon Allen, Edm/Ott/Ham/Mph/BC/Tor	21 1985 - 2005
	Derrell Michell, Tor/Edm	9 1997 - 2005
91	Dick Shatto, Tor	12 1954 - 1965
	Tom Scott, Wpg/Edm/Cal	11 1974 - 1984
88	Jackie Parker, Edm /Tor /BC	13 1954 - 1968
	Craig Ellis, Wpg/Cal/Sask/Tor/Edm	10 1982 - 1993
87	Earl Winfield, Ham	11 1987 - 1997
	Willie Fleming, BC	8 1959 - 1968
85	Mike Clemons, Tor	12 1989 - 2000
	Sean Millington, BC	12 1991 - 2002
83	Normie Kwong, Cal/Edm	13 1948 - 1960
82	Kelvin Anderson, Cal/BC	8 1996 - 2003
80	Terry Evanshen, Mtl/Cal/Ham/Tor	14 1965 - 1978

79	Virgil Wagner, Mtl	9 1946 - 1954
78	David Williams, BC/Ott/Edm/Tor/Wpg	8 1988 - 1995
	Ray Elgaard, Sask	13 1983 - 1996

Most Rushing Touchdowns, All-time Regular Season:

134	George Reed, Sask	1963 - 1975
125	Mike Pringle, Edm/Sac/Balt/Mtl/Edm	1992 - 2004
93	Damon Allen, Edm/Ott/Ham/Mph/BC	1985 - 2005
78	Normie Kwong, Cal/Edm	1948 - 1960
77	Matt Dunigan, Edm/BC/Tor/Wpg/Bhm/Ham	1983 - 1996
75	Sean Millington, Edm/BC/Wpg	1991 - 2002, 2005
71	Ronald Williams, Ham	1996 - 2002
69	Johnny Bright, Cal/Edm	1952 - 1964
68	Jackie Parker, Edm/Tor/BC	1954 - 1968
66	Doug Flutie, BC/Cal/Tor	1991 - 1997

RUSHING

Most Rushing Yards, All-time Regular Season:

	S	No	Yds	Ave	LG	TD
Mike Pringle, Edm/Sac/Balt/Mtl/Edm	13	2962	16425	5.6	86	125
George Reed, Sask	13	3243	16116	5.0	71	134
Damon Allen, Edm/Ott/Ham/Mph/BC/Tor	21	1737	11708	6.7	51	89
Johnny Bright, Cal/Edm	13	1969	10909	5.5	90	69
Normie Kwong, Cal/Edm	13	1745	9022	5.2	60	78
Leo Lewis, Wpg	11	1351	8861	6.6	92	48
Dave Thelen, Ott/Tor	9	1530	8463	5.5	77	47
Kelvin Anderson, Cal/BC	8	1858	9340	5.0	52	54
Tracy Ham, Edm/Tor/Balt/Mtl	13	1059	8043	7.6	80	62
(10) Jim Evenson, BC/Ott	7	1460	7060	4.8	68	37

Most Rushing Yards, Quarterback, All-time Regular Season:

11708	Damon Allen, Edm/Ott/Ham/Mph/BC/Tor	1985 - 2005
8043	Tracy Ham, Edm/Tor/Balt/Mtl	1987 - 1999
5210	Jackie Parker, Edm/Tor/BC	1954 - 1968
5045	Russ Jackson, Ott	1958 - 1969
5031	Matt Dunigan, Edm/BC/Tor/Wpg/Bhm/Ham	1983 - 1996

Most Rushing Yards, Quarterback, Regular Season:

1096	Tracy Ham, Edm	1990
1036	Damon Allen, Ott	1991
1006	Kerry Joseph, Ott	2005
1005	Tracy Ham, Edm	1989

Most Rushing Yards, Quarterback, Regular Season Game:

180	Nealon Greene, Edm (14 car.)	Sask vs Edm	July 16, 1999
170	Damon Allen, Edm (15 carries)	Edm vs BC	Oct. 29, 1993
166	Tracy Ham, Edm (13 carries)	Edm vs Ott	Aug. 15, 1991
150	Tracy Ham, Edm (9 carries)	Edm vs Ham	Sept. 29, 1989

Most 100+ Yards Rushing Games, Quarterback, Regular Season:

4	Rickey Foggie, Tor	1990
3	Chuck Ealey, Ham	1973
	Tracy Ham, Edm	1990
2	Matt Dunigan, Edm	1984
	Tracy Ham, Edm	1991
	Rickey Foggie, Tor	1991
	Nealon Greene, Edm	1999
	Nealon Greene, Edm	2000
	Nealon Greene, Sask	2002

Most Consecutive 100+ Yards Rushing Games, Quarterback, Regular Season:

2	Chuck Ealey, Ham	1973
	Matt Dunigan, Edm	1984

PASSING

Most Pass Completions, All-time Regular Season:

4915	Damon Allen, Edm/Ott/Ham/Mph/BC/Tor	1985 - 2005
3624	Danny McManus, Wpg/BC/Edm/Ham	1990 - 2005
3384	Ron Lancaster, Ott/Sask	1960 - 1978
3082	Anthony Calvillo, Lvl/Ham/Mtl	1994 - 2005
3057	Matt Dunigan, Edm/BC/Tor/Wpg/Bhm/Ham	1983 - 1996
2975	Doug Flutie, BC/Cal/Tor	1990 - 1997
2807	Tom Clements, Ott/Sask/Ham/Wpg	1975 - 1987
2709	Kent Austin, Sask/BC/Tor/Wpg	1987 - 1996
2670	Tracy Ham, Edm/Tor/Balt/Mtl	1987 - 1999
2602	Dieter Brock, Wpg/Ham	1974 - 1984

Most Pass Completions, Regular Season:

479	Ricky Ray, Edm	2005
466	Doug Flutie, BC	1991
459	Kent Austin, Sask	1992
437	Anthony Calvillo, Mtl	2005
434	Doug Flutie, Tor	1996
430	Doug Flutie, Tor	1997
416	Doug Flutie, Cal	1993
408	Anthony Calvillo, Mtl	2003
405	Kent Austin, Sask	1993
403	David Archer, Sac	1993
	Doug Flutie, Cal	1994

Most Passing Yards, All-time Regular Season:

69,322	Damon Allen, Edm/Ott/Ham/Mph/BC/Tor	1985 - 2005
52,885	Danny McManus, Wpg/BC/Edm/Ham	1990 - 2005
50,535	Ron Lancaster, Ott/Sask	1960 - 1978
44,728	Anthony Calvillo, Lvl/Ham/Mtl	1994 - 2005
43,857	Matt Dunigan, Edm/BC/Tor/Wpg/Bhm/Ham	1983 - 1996
41,355	Doug Flutie, BC/Cal/Tor	1990 - 1997
40,534	Tracy Ham, Edm/Tor/Balt/Mtl	1987 - 1999
39,041	Tom Clements, Ott/Sask/Ham/Wpg	1975 - 1987
36,030	Kent Austin, Sask/BC/Tor/Wpg	1987 - 1996
34,830	Dieter Brock, Wpg/Ham	1974 - 1984
30,308	Tom Burgess, Sask/Wpg/Ott	1986 - 1995
25,582	Sam Etcheverry, Mtl	1952 - 1960
25,193	Condredge Holloway, Ott/Tor/BC	1975 - 1987
24,592	Russ Jackson, Ott	1958 - 1969
24,264	Bernie Faloney, Edm/Ham/Mtl/BC	1954 - 1967
24,147	Roy Dewalt, BC/Wpg/Ott	1980 - 1988
23,419	Danny Barrett, Cal/Tor/BC/Ott	1983 - 1985, 1987 - 1996, 1998
22,725	Joe Kapp, Cal/BC	1959 - 1966
22,579	Tom Wilkinson, Tor/BC/Edm	1967 - 1981
22,474	Joe Paopao, BC/Sask/Ott	1978 - 1990

Most Passing Yards, Regular Season:

6619	Doug Flutie, BC	1991
6225	Kent Austin, Sask	1992
6092	Doug Flutie, Cal	1993
6041	Anthony Calvillo, Mtl	2004
6023	David Archer, Sac	1993
5945	Doug Flutie, Cal	1992

Most Passing Yards, Regular Season Game:

713	Matt Dunigan, Wpg	Edm at Wpg	July 14, 1994
601	Danny Barrett, BC	Tor at BC	Aug. 12, 1993
586	Sam Etcheverry, Mtl	Ham at Mtl	Oct. 16, 1954

QUARTERBACKS

Highest Pass Completion Percentage, All-time Regular Season:

Player	Team	Season
67.2	Dave Dickenson, Cal/BC	1997 - 2000, 2003 - 2005
66.3	Ricky Ray, Edm	2002 - 2003, 2005
61.7	Jeff Garcia, Cal	1994 - 1998
61.3	Doug Flutie, BC/Cal/Tor	1990 - 1997
61.0	Kerwin Bell, Sac/Edm/Tor/Wpg	1993 - 1995, 1998-2001
60.6	Tom Wilkinson, Tor/BC/Edm	1967 - 1981
60.3	Tom Clements, Ott/Sask/Ham/Wpg	1975 - 1987
60.0	Anthony Calvillo, LV/Ham/Mtl	1994 - 2005
59.1	Nealon Greene, Tor/Edm/Sask	1998 - 2005
57.9	Eagle Day, Wpg/Cal/Tor	1956 - 1966

Highest Pass Completion Percentage, Regular Season (minimum 250 attempts):

73.98	Dave Dickenson, BC	2005
67.58	Tom Clements, Wpg	1986
67.57	Ricky Ray, Edm	2003
67.39	Dave Dickenson, BC	2003
67.25	Kerwin Bell, Tor	1998
67.17	Doug Flutie, Cal	1995
66.99	Ricky Ray, Edm	2005
66.67	Anthony Calvillo, Ham	1999
66.19	Condredge Holloway, Tor	1985
66.11	Anthony Calvillo, Mtl	2005

Highest Passing Efficiency Rating, Regular Season:

118.8	Dave Dickenson, BC	2005
115.0	Casey Printers, BC	2004
114.1	Dave Dickenson, Cal	2000
112.7	Dave Dickenson, BC	2003
111.1	Anthony Calvillo, Mtl	2000
108.4	David Archer, San	1995
108.3	Warren Moon, Edm	1981
108.1	Jeff Garcia, Cal	1995
	Ricky Ray, Edm	2003
107.9	Russ Jackson, Ott	1967

Most Passing Touchdowns, All-time Regular Season:

379	Damon Allen, Edm/Ott/Ham/Mph/BC/Tor	1985 - 2005
333	Ron Lancaster, Ott/Sask	1960 - 1978
306	Matt Dunigan, Edm/BC/Tor/Wpg/Bhm/Ham	1983 - 1996
284	Tracy Ham, Edm/Tor/Balt/Mtl	1987 - 1999
270	Doug Flutie, BC/Cal/Tor	1990 - 1997
258	Danny McManus, Wpg/BC/Edm/Ham	1990 - 2005
252	Tom Clements, Ott/Sask/Ham/Wpg	1975 - 1987
248	Anthony Calvillo, LV/Ham/Mtl	1994 - 2005
210	Dieter Brock, Wpg/Ham	1974 - 1984
198	Kent Austin, Sask/BC/Tor/Wpg	1987 - 1996

Most Passing Touchdowns, Regular Season:

48	Doug Flutie, Cal	1994
47	Doug Flutie, Tor	1997
46	Khari Jones, Wpg	2002
44	Doug Flutie, Cal	1993
40	Peter Liske, Cal	1967
38	Tobin Rote, Tor	1960
	Doug Flutie, BC	1991

Most Consecutive Games with Passing Touchdowns, Regular Season:

34	Sam Etcheverry, Mtl	1954 - 56
21	Doug Flutie, Tor	1996 - 97
18	Khari Jones, Wpg	2001 - 02
15	Joe Kapp, BC	1962 - 63
	Anthony Calvillo, Mtl	2003
14	Russ Jackson, Ott	1966 - 67
	Khari Jones, Wpg	2000 - 01

PLAYOFF RECORDS

Most Games Played, Playoffs:

36	Gerry James, Wpg/Sask	1952 - 1964
34	Larry Robinson, Cal	1961 - 1974
31	Ron Atchison, Sask	1952 - 1968
30	George Reed, Sask	1963 - 1975
29	Johnny Bright, Cal/Edm	1952 - 1964
	Bob Cameron, Wpg	1980 - 2002
28	Jackie Parker, Edm/Tor/BC	1954 - 1968
25	John Barrow, Ham	1957 - 1970
	Jack Abendschan, Sask	1965 - 1975

SCORING

Most Points, Playoff Game:

30	Lorne Benson, Wpg	Sask at Wpg	Oct. 28, 1953
24	Ron Morris, Tor	Tor at Ott	Nov. 11, 1961
23	Troy Westwood, Wpg	Ham at Wpg	Nov. 22, 1992
21	Carlos Huerta, Balt	San at Balt	Nov. 12, 1995
20	Jackie Parker, Edm	Sask at Edm	Nov. 17, 1956
	Troy Westwood, Wpg	Ott at Wpg	Nov. 13, 1994

Most Games Scoring Points, Playoffs:

27	Larry Robinson, Cal	1961 - 1974
23	Lui Passaglia, BC	1976 - 2000
22	Jack Abendschan, Sask	1965 - 1975
19	Gerry James, Wpg	1952 - 1963
	Gerry Organ, Ott	1971 - 1977, 1979 - 1983
	Mark McLoughlin, Cal	1989 - 2001
18	Don Sutherland, Ham/Ott/Tor	1958 - 1970
	Trevor Kennerd, Wpg	1980 - 1991
17	Jackie Parker, Edm	1954 - 1962

TOUCHDOWNS

Most Touchdowns, All-Time Playoffs:

19	Johnny Bright, Cal/Edm	1952 - 1964
	George Reed, Sask	1963 - 1975
14	Rollie Miles, Edm	1951 - 1961
12	Jackie Parker, Edm	1954 - 1962
	Terry Evanshen, Mtl/Cal/Ham	1965 - 1977
11	Jim Dillard, Cal/Ott/Tor	1962 - 1968
	Russ Jackson, Ott	1958 - 1969
10	Normie Kwong, Cal/Edm	1948 - 1960
	Mike Pringle, Edm/Sac/Balt/Mtl	1992 - 2003

RUSHING

Most Rushing Yards, Playoffs:

2,584	George Reed, Sask	1963 - 1975
1,967	Normie Kwong, Edm	1951 - 1960
1,962	Johnny Bright, Cal/Edm	1952 - 1964
1,429	Dave Thelen, Ott	1958 - 1964
1,436	Mike Pringle, Edm/Sac/Balt/Mtl	1992 - 2004
1,122	Leo Lewis, Wpg	1955 - 1966
1,007	Lovell Coleman, Cal/Ott	1960 - 1968
903	Jim Dillard, Cal/Ott/Tor	1962 - 1968
900	Russ Jackson, Ott	1958 - 1969

PASS COMPLETIONS

Most Pass Completions, Playoffs:

453	Ron Lancaster, Ott/Sask	1960 - 1978
318	Damon Allen, Edm/Ott/Ham/BC/Tor	1985 - 2005
279	Tracy Ham, Edm/Tor/Balt/Mtl	1987 - 1999
266	Tom Clements, Ott/Ham/Wpg	1975 - 1987
226	Eagle Day, Wpg/Cal/Tor	1956 - 1966
218	Dieter Brock, Wpg/Ham	1974 - 1984
	Danny McManus, Wpg/BC/Edm/Ham	1990 - 2004
208	Russ Jackson, Ott	1958 - 1969
186	Jerry Keeling, Cal/Ott/Ham	1961 - 1975
175	Matt Dunigan, Edm/BC/Tor/Wpg/Bhm/Ham	1983 - 1996

Most Pass Completions, Playoff Season:

87	Ron Lancaster, Sask	1963
71	Tobin Rote, Tor	1961
62	Eagle Day, Cal	1964
	Peter Liske, Cal	1968

Most Pass Completions, Playoff Game:

38	Kerwin Bell, Tor	Tor at Mtl	Nov. 8, 1998
35	Mike Kerrigan, Ham	Ham at Tor	Nov. 23, 1986
34	Jason Maas, Edm	Sask at Edm	Nov. 7, 2004
33	Marcus Crandell, Sask	Sask at Mtl	Nov. 13, 2005
32	Kent Austin, Sask	Sask at Edm	Nov. 15, 1992
	Jeff Garcia, Cal	Edm at Cal	Nov. 15, 1998
30	Doug Flutie, Tor	Mtl at Tor	Nov. 17, 1996
29	Reggie Slack, Wpg	Wpg at Balt	Nov. 4, 1995

PASSING YARDS

Most Passing Yards, Playoffs:

6676	Ron Lancaster, Ott/Sask	1960 - 1978
4618	Damon Allen, Edm/Ott/Ham/Mph/BC/Tor	1985 - 2005
3821	Tracy Ham, Edm/Tor/Balt/Mtl	1987 - 1999
3581	Tom Clements, Ott/Ham/Wpg	1975 - 1987
3173	Russ Jackson, Ott	1958 - 1969
3132	Eagle Day, Wpg/Cal/Tor	1956 - 1966
2952	Danny McManus, Wpg/BC/Edm/Ham	1990 - 2004
2790	Dieter Brock, Wpg/Ham	1974 - 1984
2785	Jerry Keeling, Cal/Ott/Ham	1961 - 1975
2704	Doug Flutie, BC/Cal/Tor	1990 - 1997

Most Passing Yards, Playoff Season:

1273	Ron Lancaster, Sask	1963
1074	Claude Arnold, Edm	1952
1046	Tony Curcillo, Ham	1956

Most Passing Yards, Playoff Game:

518	Tony Curcillo, Ham	Ham at Mtl	Nov. 17, 1956
492	Ron Lancaster, Sask	Cal at Sask	Nov. 11, 1963
468	Kent Austin, Sask	Sask at Edm	Nov. 15, 1992

PASSING TOUCHDOWNS

Most Passing Touchdowns, Playoffs:

40	Ron Lancaster, Ott/Sask	1960 - 1978
32	Damon Allen, Edm/Ott/Ham/Mph/BC/Tor	1985 - 2005
25	Russ Jackson, Ott	1958 - 1969
24	Tom Clements, Ott/Ham/Wpg	1975 - 1987
	Tracy Ham, Edm/Tor/Balt/Mtl	1987 - 1999
18	Bernie Faloney, Edm/Ham/Mtl	1954 - 1966
16	Matt Dunigan, Edm/BC/Tor/Wpg/Bhm/Ham	1983 - 1996
15	Danny McManus, Wpg/BC/Edm/Ham	1990 - 2004
	Jerry Keeling, Cal/Ott/Ham	1961 - 1975
14	Dieter Brock, Wpg/Ham	1974 - 1984

Most Passing Touchdowns, Playoff Season:

8	Claude Arnold, Edm	1952
	Tony Curcillo, Ham	1956
	Ron Lancaster, Sask	1963
7	Tom Dublinski, Tor	1955
	Tom Clements, Wpg	1984
	Danny Barrett, Cal	1991
	Damon Allen, Edm	1993
	Marcus Crandell, Cal	2001

GREY CUP RECORDS

Most Points Scored, Grey Cup:

72	Dave Cutler, Edm	1969 - 1984
63	Paul Osbaldiston, Ham	1986 - 2001
61	Don Sweet, Mtl/Ham	1972 - 1985
55	Lui Passaglia, BC	1976 - 2000
52	Sean Fleming, Edm	1992 - 2005
	Mark McLoughlin, Cal	1988 - 2001
43	Trevor Kennerd, Wpg	1980 - 1991
38	Damon Allen, Edm/BC/Tor	1985 - 2004

Most Touchdowns, Grey Cup:

6	Damon Allen, Edm/BC/Tor	1985 - 2004
5	Hal Patterson, Mtl/Ham	1954 - 1967
	Brian Kelly, Edm	1979 - 1987
4	Normie Kwong, Edm	1951 - 1960
	Jimmy Simpson, Ham	1928 - 1938, 1943 - 1944
	Johnny Bright, Edm	1954 - 1964
	Charlie Shepard, Wpg	1957 - 1962
	Tommy Scott, Edm	1978 - 1983
	Jackie Parker, Edm	1954 - 1962
	Ross Craig, Ham	
	Jim Germany, Edm	1977 - 1983

RUSHING

Most Rushing Touchdowns, Grey Cup:

6	Damon Allen, Edm/BC/Tor	1985 - 2004
4	Ross Craig, Ham	
	Johnny Bright, Edm	1954 - 1964
	Normie Kwong, Edm	1951 - 1960
	Jim Germany, Edm	1977 - 1983
3	Red Storey, Tor	1936 - 1941
	Charlie Shepard, Wpg	1957 - 1962
	Doug Flutie, BC/Cal/Tor	1990 - 1997

PASSING

Most Pass Completions, Grey Cup:

108	Doug Flutie, BC/Cal/Tor	1990 - 1997
92	Bernie Faloney, Edm/Ham/Mtl/BC	1954 - 1967
81	Ricky Ray, Edm	2002 - 2005
80	Damon Allen, Edm/BC/Tor	1985 - 2004
79	Danny McManus, Wpg/BC/Edm/Ham	1990 - 1999
76	Ron Lancaster, Ott/Sask	1960 - 1978
75	Anthony Calvillo, Mtl	2000 - 2005
68	Sam Etcheverry, Mtl	1952 - 1960
64	Tom Wilkinson, Tor/BC/Edm	1967 - 1981

Most Pass Completions, Grey Cup Game:

35	Ricky Ray, Edm	Edm vs. Mtl	Nov. 27, 2005
34	Danny Barrett, Cal	Cal vs Tor	Nov. 24, 1991
33	Doug Flutie, Cal	Cal vs Wpg	Nov. 29, 1992
31	Jack Jacobs, Wpg	Wpg vs Ham	Nov. 28, 1953

Most Passing Yards, Grey Cup:

1421	Doug Flutie, BC/Cal/Tor	1990 - 1997
1369	Bernie Faloney, Edm/Ham/Mtl/BC	1954 - 1967
1362	Danny McManus, Wpg/BC/Edm/Ham	1990 - 1999
1244	Sam Etcheverry, Mtl	1952 - 1960
1234	Anthony Calvillo, Mtl	2000 - 2005
1112	Damon Allen, Edm/BC/Tor	1985 - 2004
1022	Ron Lancaster, Ott/Sask	1960 - 1978
994	Warren Moon, Edm	1978 - 1983
984	Ricky Ray, Edm	2002 - 2005

Most Passing Yards, Grey Cup Game:

508	Sam Etcheverry, Mtl	Mtl vs Edm	Nov. 26, 1955
480	Doug Flutie, Cal	Cal vs Wpg	Nov. 29, 1992
474	Kent Austin, Sask	Sask vs Ham	Nov. 26, 1989

Most Passing Touchdowns, Grey Cup:

8	Bernie Faloney, Edm/Ham/Mtl/BC	1954 - 1967
	Russ Jackson, Ott	1958 - 1969
	Danny McManus, Wpg/BC/Edm/Ham	1990 - 1999
7	Ron Lancaster, Ott/Sask	1960 - 1978
	Joe Krol, Ham/Tor	1945 - 1955
	Anthony Calvillo, Mtl	2000 - 2005
6	Sam Etcheverry, Mtl	1952 - 1978
	Warren Moon, Edm	1978 - 1983
	Doug Flutie, BC/Cal/Tor	1990 - 1997
	Anthony Calvillo, Mtl	1994 - 2003
	Ricky Ray, Edm	2002 - 2005

Most Passing Touchdowns, Grey Cup Game:

4	Russ Jackson, Ott	Ott vs Sask	Nov. 30, 1969
3	Joe Krol, Tor	Tor vs Wpg	Nov. 30, 1946
	Sam Etcheverry, Mtl	Mtl vs Edm	Nov. 27, 1954
	Ron Lancaster, Sask	Sask vs Ott	Nov. 26, 1966
	Warren Moon, Edm	Edm vs Ham	Nov. 23, 1980
	Roy Dewalt, BC	BC vs Ham	Nov. 24, 1985
	Mike Kerrigan, Ham	Ham vs Sask	Nov. 26, 1989
	Kent Austin, Sask	Sask vs Ham	Nov. 26, 1989
	Tom Burgess, Wpg	Wpg vs Edm	Nov. 25, 1990
	Danny McManus, Edm	Edm vs Tor	Nov. 24, 1996
	Doug Flutie, Tor	Tor vs Sask	Nov. 16, 1997

COMBINED ATTEMPTS

Most Combined Rush, Pass Reception and Kick Return Attempts, Grey Cup:

91	Leo Lewis, Wpg (776 yds)	1955 - 1966
84	Mike Pringle, Balt/Mtl/Edm	1994 - 2003
81	George Reed, Sask (432 yds.)	1963 - 1975
75	Normie Kwong, Edm (329 yds.)	1951 - 1960
75	Jim Germany, Edm (324 yds.)	1977 - 1983
70	Gerry McDougall, Ham /Tor	1957 - 1966
60	Robert Drummond, Balt/Tor/BC (574 yds.)	1994 - 2001
53	Jackie Parker, Edm (659 yds.)	1954 - 1962

REGULAR SEASON RECORDS SCORING

Most Points, Regular Season Game:

36	Bob McNamara, Wpg	Wpg at BC	Oct. 13, 1956
30	Ernie Pitts, Wpg	Wpg at Sask	Aug. 29, 1959
	Fred Burket, Sask	Sask at Wpg	Oct. 26, 1959
	Earl Lunsford, Cal	Edm at Cal	Sept. 2, 1962
	Martin Patton, Shrev	Wpg at Shrev	Aug. 5, 1995
	Eric L. Blount, Edm	Wpg at Edm	Sept. 15, 1995
29	Sean Fleming, Edm	Edm at BC	Oct 29, 1993
28	Dave Ridgway, Sask	Sask at Ott	July 29, 1984
27	Cookie Gilchrist	Mtl at Tor	Oct. 30, 1960
26	Terry Evanshen, Ham	Ham at Ott	Sept. 7, 1975

TOUCHDOWNS

Most Touchdowns, All-time Regular Season:

	Seasons	Years
137	George Reed, Sask	13 1963 - 1975
	Mike Pringle, Edm/Sac/Balt/Mtl/Edm	13 1992 - 2004
129	Milt Stegall, Wpg	10 1995 - 2005
117	Allen Pitts, Cal	11 1990 - 2000
97	Brian Kelly, Edm	9 1979 - 1987
93	Damon Allen, Edm/Ott/Ham/Mph/BC/Tor	21 1985 - 2005
	Derrell Michell, Tor/Edm	9 1997 - 2005
91	Dick Shatto, Tor	12 1954 - 1965
	Tom Scott, Wpg/Edm/Cal	11 1974 - 1984
88	Jackie Parker, Edm/Tor/BC	13 1954 - 1968
	Craig Ellis, Wpg/Cal/Sask/Tor/Edm	10 1982 - 1993
87	Earl Winfield, Ham	11 1987 - 1997
	Willie Fleming, BC	8 1959 - 1968
85	Mike Clemons, Tor	12 1989 - 2000
	Sean Millington, BC	12 1991 - 2002
83	Normie Kwong, Cal/Edm	13 1948 - 1960
82	Kelvin Anderson, Cal/BC	8 1996 - 2003
80	Terry Evanshen, Mtl/Cal/Ham/Tor	14 1965 - 1978
79	Virgil Wagner, Mtl	9 1946 - 1954
78	David Williams, BC/Ott/Edm/Tor/Wpg	8 1988 - 1995
	Ray Elgaard, Sask	13 1983 - 1996

Most Touchdowns, Regular Season:

23	Milt Stegall, Wpg	2002
22	Cory Philpot, BC	1995
21	Allen Pitts, Cal	1994
20	Pat Abbruzzi, Mtl	1956
	Darrell K. Smith, Tor	1990
	Blake Marshall, Edm	1991
	Jon Volpe, BC	1991
19	Pat Abbruzzi, Mtl	1955
	Gerry James, Wpg	1957
	Jim Germany, Edm	1981
	Larry Key, BC	1981
	Tony Stewart, Cal	1994
	Mike Pringle, Mtl	2000

Most Touchdowns, Regular Season Game:

6	Bob McNamara, Wpg	Wpg at BC	Oct 13, 1956
	Eddie James, Wpg	Wpg St. Johns at Wpg Garrison	Sept. 28, 1932
5	Ernie Pitts, Wpg	Wpg at Sask	Aug. 29, 1959
	Fred Burket, Sask	Sask at Wpg	Oct. 26, 1959
	Earl Lunsford, Cal	Edm at Cal	Sept. 3, 1962
	Martin Patton, Shrev	Wpg at Shrev	Aug. 5, 1995
	Eric L. Blount, Edm	Wpg at Edm	Sept. 15, 1995

Most Rushing Touchdowns, All-time Regular Season:

134	George Reed, Sask	1963 - 1975
125	Mike Pringle, Edm/Sac/Balt/Mtl/Edm	1992 - 2004
93	Damon Allen, Edm/Ott/Ham/Mph/BC	1985 - 2005
78	Normie Kwong, Cal/Edm	1948 - 1960
77	Matt Dunigan, Edm/BC/Tor/Wpg/Bhm/Ham	1983 - 1996
75	Sean Millington, Edm/BC/Wpg	1991 - 2002, 2005
71	Ronald Williams, Ham	1996 - 2002
69	Johnny Bright, Cal/Edm	1952 - 1964
68	Jackie Parker, Edm/Tor/BC	1954 - 1968
66	Doug Flutie, BC/Cal/Tor	1991 - 1997

Most Rushing Touchdowns, Regular Season:

19	Mike Pringle, Mtl	2000
18	Gerry James, Wpg	1957
	Jim Germany, Edm	1981
17	Pat Abbruzzi, Mtl	1955
	Pat Abbruzzi, Mtl	1956
	Larry Key, BC	1981
	Cory Philpot, BC	1995
16	Johnny Bright, Edm	1957
	George Reed, Sask	1968
	Blake Marshall, Edm	1991
	Jon Volpe, BC	1991
	Ronald Williams, Wpg	1997
	Mike Pringle, Mtl	2001

Most Rushing Touchdowns, Regular Season Game:

5	Earl Lunsford, Cal	Edm at Cal	Sept. 3, 1962
	Martin Patton, Shrev	Wpg at Shrev	Aug. 5, 1995
4	Pat Abbruzzi, Mtl	Mtl at Tor	Oct. 22, 1955
	Bob McNamara, Wpg	Wpg at BC	Oct 13, 1956
	Dave Thelen, Ott	Tor at Ott	Sept. 16, 1959
	Fred Burket, Sask	Sask at Wpg	Oct. 26, 1959
	Ron Stewart, Ott	Ott at Mtl	Oct 10, 1960
	George Reed, Sask	Edm at Sask	Oct 30, 1968
	Art Green, Ott	Ham at Ott	Sept. 7, 1975
	Larry Key, BC	BC at Cal	July 31, 1981
	Jim Germany, Edm	Ham at Edm	Aug 1, 1981
	Willard Reaves, Wpg	Ham at Wpg	Sept. 15, 1984
	Milson Jones, Sask	Sask at Wpg	Aug. 31, 1988
	Tim Jessie, Wpg	Wpg at Ott	July 25, 1989
	Mike Pringle, Balt	Balt at Ham	Sept. 2, 1995
	Robert Drummond, Tor	Tor at Ham	Nov. 2, 1996
	Robert Drummond, Tor	Mtl at Tor	July 31, 1997
	Mike Pringle, Mtl	Sask at Mtl	Aug. 3, 2000
	Mike Pringle, Mtl	Edm at Mtl	Oct. 9, 2000
	Mike Pringle, Mtl	Cal at Mtl	July 12, 2001
	Sean Millington, BC	Ham at BC	July 18, 2002

RUSHING

Most Rushing Yards, All-time Regular Season:

	S	NO	Yds	Ave	LG	TD
Mike Pringle, Edm/Sac/Balt/Mtl/Edm	13	2962	16425	5.6	86	125
George Reed, Sask	13	3243	16116	5.0	71	134
Damon Allen, Edm/Ott/Ham/Mph/BC/Tor	21	1737	11708	6.7	51	89
Johnny Bright, Cal/Edm	13	1969	10909	5.5	90	69
Normie Kwong, Cal/Edm	13	1745	9022	5.2	60	78
Leo Lewis, Wpg	11	1351	8861	6.6	92	48
Dave Thelen, Ott/Tor	9	1530	8463	5.5	77	47
Kelvin Anderson, Cal/BC	8	1858	9340	5.0	52	54
Tracy Ham, Edm/Tor/Balt/Mtl	13	1059	8043	7.6	80	62
Jim Evenson, BC/Ott	7	1460	7060	4.8	68	37

Most Rushing Yards, Regular Season:

2065	Mike Pringle, Mtl	1998
1972	Mike Pringle, Balt	1994
1896	Willie Burden, Cal	1975
1794	Earl Lunsford, Cal	1961
1791	Mike Pringle, Balt	1995
1778	Mike Pringle, Mtl	2000
1775	Mike Pringle, Mtl	1997

Most 1000-Yards+ Rushing Seasons, All-time Regular Season:

11	George Reed, Sask	1963 - 1975
9	Mike Pringle, Edm/Sac/Balt/Mtl	1992 - 2004
8	Kelvin Anderson, Cal/BC	1996 - 2003

Most Consecutive 1000+ Yards Rushing Seasons, All-time Regular Season:

8	Kelvin Anderson, Cal/BC	1996 - 2003
6	George Reed, Sask	1964 - 1969
5	George Reed, Sask	1971 - 1975
	Johnny Bright, Edm	1957 - 1961
	Mike Pringle, Mtl	1997 - 2001

Most Rushing Yards, Regular Season Game:

287	Ron Stewart, Ott (15 carries)	Ott at Mtl	Oct. 10, 1960
268	George Reed, Sask (30 carries)	Sask at BC	Oct. 24, 1965
249	Blaise Bryant, Wpg (34 carries)	Wpg at Ham	Sept. 17, 1994

Most 100+ Rushing Games, All-time Regular Season:

70	Mike Pringle, Edm/Sac/Balt/Mtl/Edm
66	George Reed, Sask
36	Johnny Bright, Edm
30	Dave Thelen, Ott/Tor
28	Earl Lunsford, Cal
24	George Dixon, Mtl
	Kelvin Anderson, Cal/BC
	Charles Roberts, Wpg
26	Willard Reaves, Wpg
	Lovell Coleman, Cal

Most 100+ Rushing Games, Regular Season:

14	Mike Pringle, Mtl	1998
10	Willie Burden, Cal	1975
	Willard Reaves, Wpg	1984
9	Robert Mimbs, Wpg	1991
	Mike Pringle, Mtl	1997
	Johnny Bright, Edm	1957

Most Consecutive 100+ Yards Rushing Games, Regular Season:

13	Mike Pringle, Mtl	1998
8	Johnny Bright, Edm	1957
	Willard Reaves, Wpg	1984
5	Willie Burden, Cal	1975
	Mike Pringle, Mtl	1997

KICKOFF RETURNS

Most Kickoff Return Yards, All-time Regular Season:

	S	NO	YDS	Ave	LG	TD
Henry Williams, Edm	14	335	7354	22.0	100	2
Mike Clemons, Tor	12	300	6349	21.2	72	0
Marvin Coleman, Cal/Wpg	10	234	5565	23.8	77	1
Leo Lewis, Wpg	11	187	5444	29.1	91	1
Dwight Edwards, Tor/Sask/Ott/Mtl/Tor	11	247	5384	21.8	89	0
Ron Hopkins, Cal	9	226	5238	23.2	100	2
Larry Highbaugh, BC/Edm	13	141	4966	35.2	118	3
Harvey Wylie, Cal	9	151	4293	28.4	110	5
James 'Jimmy' Cunningham, Tor/BC/Tor	7	186	3828	20.6	98	1
Dave Raimey, Wpg/Tor	10	140	3722	26.6	105	2

RUNNING BACKS

Most Kickoff Returns, All-time Regular Season:

335	Henry Williams, Edm	1986 - 2000
300	Mike Clemons, Tor	1989 - 2000
247	Dwight Edwards, Tor/Sask/Ott/Mtl/Tor	1978 - 1988
234	Marvin Coleman, Cal/Wpg	1994 - 2003
226	Ron Hopkins, Cal	1983 - 1991
187	Leo Lewis, Wpg	1955 - 1966
186	James "Jimmy" Cunningham, Tor/BC/Tor	1995 - 2000, 2002
182	Wally Zatylny, Ham/Tor	1988 - 1995
155	Eric Blount, Edm/Wpg/Tor/Mtl/Wpg	1995 - 2002
152	Corey Holmes, Sask	2001 - 2005

COMBINED YARDS

(Includes: Rushing, Pass Receiving and Punt, Kickoff, and Missed Field Goal Return Yards.)
NOTE: Prior to 1986, Missed Field Goal Returns were included in Punt Return Yardage

Most Combined Yards, All-time Regular Season:

25,438	Mike Clemons, Tor	1989 - 2000
23,927	Henry Williams, Edm	1986 - 2000
23,208	Mike Pringle, Edm/Sac/Balt/Mtl	1992 - 2004
20,051	George Reed, Sask	1963 - 1975
18,576	Leo Lewis, Wpg	1955 - 1966
16,652	Terry Vaughn, Cal/Edm/Mtl	1995 - 2005
15,725	Dick Shatto, Tor	1954 - 1966
15,223	Darren Flutie, BC/Edm/Ham	1991 - 2002
14,887	Allen Pitts, Cal	1990 - 2000
14,804	Earl Winfield, Ham	1987 - 1997

Most Combined Yards, Regular Season:

3840	Mike Clemons, Tor	1997
3816	Eric Blount, Wpg	1998
3455	Corey Holmes, Sask	2005
3353	Jason Arnsmead, Ott	2005
3300	Mike Clemons, Tor	1990
3241	Albert Johnson III, Wpg	2000
3228	Mike Pringle, Balt	1994
3147	Charles Roberts, Wpg	2003
3049	Raghib Ismail, Tor	1991

YARDS FROM SCRIMMAGE

(Includes Rushing and Pass Receiving)

Most Yards From Scrimmage, All-time Regular Season:

20,254	Mike Pringle, Edm/Sac/Balt/Mtl	1992 - 2004
18,888	George Reed, Sask	1963 - 1975
14,886	Allen Pitts, Cal	1990 - 2000
14,426	Darren Flutie, BC/Edm/Ham	1991 - 2002
13,423	Dick Shatto, Tor	1954 - 1965
13,257	Ray Elgaard	1983 - 1996
13,111	Terry Vaughn, Cal/Edm/Mtl	1995 - 2005
13,107	Leo Lewis, Wpg	1955 - 1966
12,735	Johnny Bright, Cal/Edm	1952 - 1964
12,506	Kelvin Anderson, Cal/BC	1996 - 2003

Most Yards From Scrimmage, Regular Season:

2414	Mike Pringle, Balt	1994
	Mike Pringle, Mtl	1998
2207	Robert Mimbs, Wpg	1991
2140	Willard Reaves, Wpg	1984
2127	Willie Burden, Cal	1975

PLAYOFF RECORDS

Most Games Played, Playoffs:

36	Gerry James, Wpg/Sask	1952 - 1964
34	Larry Robinson, Cal	1961 - 1974
31	Ron Atchison, Sask	1952 - 1968
30	George Reed, Sask	1963 - 1975
29	Johnny Bright, Cal/Edm	1952 - 1964
	Bob Cameron, Wpg	1980 - 2002
28	Jackie Parker, Edm/Tor/BC	1954 - 1968
25	John Barrow, Ham	1957 - 1970
	Jack Abendschan, Sask	1965 - 1975

SCORING

Most Points, Playoffs:

222	Mark McLoughlin, Cal/BC	1988 - 2001, 2005
210	Lui Passaglia, BC	1976 - 2000
204	Sean Fleming, Edm	1992 - 2005
196	Larry Robinson, Cal	1961 - 1974
154	Trevor Kennerd, Wpg	1980 - 1990
	Troy Westwood, Wpg	1991 - 2003
149	Jack Abendschan, Sask	1965 - 1975
148	Dave Cutler, Edm	1969 - 1984
138	Paul Osbaldiston, Ham	1986 - 2001
123	Don Sutherin, Ham/Ott	1958 - 1969
121	Gerry Organ, Ott	1972 - 1977, 1978 - 1983
114	George Reed, Sask	1963 - 1975

Most Games Scoring Points, Playoffs:

27	Larry Robinson, Cal	1961 - 1974
23	Lui Passaglia, BC	1976 - 2000
22	Jack Abendschan, Sask	1965 - 1975
19	Gerry James, Wpg	1952 - 1963
	Gerry Organ, Ott	1971 - 1977, 1979 - 1983
	Mark McLoughlin, Cal	1989 - 2001
18	Don Sutherin, Ham/Ott/Tor	1958 - 1970
	Trevor Kennerd, Wpg	1980 - 1991
17	Jackie Parker, Edm	1954 - 1962

TOUCHDOWNS

Most Touchdowns, All-Time Playoffs:

19	Johnny Bright, Cal/Edm	1952 - 1964
	George Reed, Sask	1963 - 1975
14	Rollie Miles, Edm	1951 - 1961
12	Jackie Parker, Edm	1954 - 1962
	Terry Evanshen, Mtl/Cal/Ham	1965 - 1977
11	Jim Dillard, Cal/Ott/Tor	1962 - 1968
	Russ Jackson, Ott	1958 - 1969
10	Normie Kwong, Cal/Edm	1948 - 1960
	Mike Pringle, Edm/Sac/Balt/Mtl	1992 - 2003

RUSHING

Most Rushing Yards, Playoffs:

2,584	George Reed, Sask	1963 - 1975
1,967	Normie Kwong, Edm	1951 - 1960
1,962	Johnny Bright, Cal/Edm	1952 - 1964
1,429	Dave Thelen, Ott	1958 - 1964
1,436	Mike Pringle, Edm/Sac/Balt/Mtl	1992 - 2004
1,122	Leo Lewis, Wpg	1955 - 1966
1,007	Lovell Coleman, Cal/Ott	1960 - 1968
903	Jim Dillard, Cal/Ott/Tor	1962 - 1968
900	Russ Jackson, Ott	1958 - 1969

Most Rushing Yards, Playoff Season:

529	George Reed, Sask	1967
399	Dave Thelen, Ott	1960
364	Cookie Gilchrist, Ham	1956

Most Rushing Yards, Playoff Game:

264	Mike Pringle, Mtl	BC at Mtl	Nov. 2, 1997
253	Skip Walker, Ott	Ott at Ham	Nov. 14, 1982
227	Michael Richardson, Wpg	Ham at Wpg	Nov. 22, 1992
211	Mike Pringle, Balt	Wpg at Balt	Nov. 4, 1995
204	George Reed, Sask	Sask at Cal	Nov. 26, 1967
192	Dave Thelen, Ott	Mtl at Ott	Nov. 10, 1962

Most Rushing Games 100+ Yards, Playoffs:

9	George Reed, Sask
7	Johnny Bright, Edm
6	Dave Thelen, Ott
	Mike Pringle, Edm/Tor/Balt/Mtl
5	Gerry McDougall, Ham
	Cookie Gilchrist, Ham
	Normie Kwong, Edm
4	Lovell Coleman, Cal

Most Rushing Touchdowns, Playoffs:

18	George Reed, Sask	1963 - 1975
14	Johnny Bright, Cal/Edm	1952 - 1964
11	Russ Jackson, Ott	1958 - 1969
10	Mike Pringle, Edm/Sac/Balt/Mtl	1994 - 2004
9	Normie Kwong, Edm	1951 - 1960
	Lorne Benson, Wpg	1951 - 1955
8	Brian Timmis Jr., Reg	1953
	Bobby Marlow, Sask	1953 - 1960
	Earl Lunsford, Cal	1956 - 1963
	Dave Thelen, Ott	1958 - 1964

Most Rushing Touchdowns, Playoff Season:

6	Lorne Benson, Wpg	1953
4	John Varone, Wpg	1958
	Tobin Rote, Tor	1961
	George Reed, Sask	1971
	Mike King, Edm	1950
	Tony Stewart, Cal	1994
	Ronald Williams, Ham	1999

Most Rushing Touchdowns, Playoff Game:

6	Lorne Benson, Wpg	Sask at Wpg	Oct. 28, 1953
3	Cookie Gilchrist, Ham	Ott at Ham	Nov. 7, 1956
	Wayne Giardino, Ott	Tor at Ott	Nov. 22, 1969
	David Green, Mtl	Ham at Mtl	Nov. 11, 1978
	Tony Cherry, BC	BC at Sask	Nov. 13, 1988
	Jon Volpe, BC	BC at Cal	Nov. 10, 1991
	Michael Richardson, Wpg	Ham at Wpg	Nov. 22, 1992
	Tony Stewart, Cal	BC at Cal	Nov. 20, 1994
	Robert Drummond, Tor	Mtl at Tor	Nov. 9, 1997
	Ronald Williams, Ham	Ham at Mtl	Nov. 21, 1999
	Kenton Keith		

PASS RECEIVING

Most Pass Receptions, Playoffs:

85	Darren Flutie, BC/Edm/Ham	1991 - 2001
78	Allen Pitts, Cal	1990 - 2000
72	Terry Vaughn, Cal/Edm/Mtl	1995 - 2005
70	Rollie Miles, Edm	1951 - 1961
	Rick House, Wpg/Edm	1979 - 1991
69	George Reed, Sask	1963 - 1975
66	Herman Harrison, Cal	1964 - 1972
	Terry Evanshen, Mtl/Cal/Ham	1965 - 1977
60	Jim Dillard, Cal/Ott/Tor	1962 - 1968
59	Tony Gabriel, Ham/Ott	1971 - 1981
	James Murphy, Wpg	1983 - 1990

PASS RECEIVING TOUCHDOWNS

Most Pass Receiving Touchdowns, Playoff Game:

4	Ron Morris, Tor	Tor at Ott	Nov. 11, 1961
3	Jackie Parker, Edm	Sask at Edm	Nov. 17, 1956
	Hal Waggoner, Ham	Ham at Mtl	Nov. 17, 1956
	Jim Dillard, Ott	Ham at Ott	Nov. 19, 1966
	John Holland, Ham	Ham at Ott	Nov. 11, 1979
	Mervyn Fernandez, BC	Wpg at BC	Nov. 20, 1983
	Steve Stapler, Ham	Mtl at Ham	Nov. 17, 1985
	Jim Sandusky, Edm	Wpg at Edm	Nov. 10, 1996

KICKOFF RETURNS

Most Kickoff Return Yards, Playoffs:

805	Gerry James, Wpg	1952 - 1963
782	Rollie Miles, Edm	1951 - 1961
641	Henry Williams, Edm	1987 - 1999
528	Marvin Coleman, Cal/Wpg	1994 - 2001
446	Mike Clemons, Tor	1989 - 1999
429	Gene Gaines, Ott	1962 - 1969
400	Leo Lewis, Wpg	1955 - 1966
397	Bill Symons, Tor	1967 - 1973

GREY CUP RECORDS

Most Touchdowns, Grey Cup:

6	Damon Allen, Edm/BC/Tor	1985 - 2004
5	Hal Patterson, Mtl /Ham	1954 - 1967
	Brian Kelly, Edm	1979 - 1987
4	Normie Kwong, Edm	1951 - 1960
	Jimmy Simpson, Ham	1928 - 1938, 1943 - 1944
	Johnny Bright, Edm	1954 - 1964
	Charlie Shepard, Wpg	1957 - 1962
	Tommy Scott, Edm	1978 - 1983
	Jackie Parker, Edm	1954 - 1962
	Ross Craig, Ham	
	Jim Germany, Edm	1977 - 1983

RUSHING

Most Rushing Yards, Grey Cup:

393	Mike Pringle, Edm/Sac/Balt/Mtl	1992 - 2003
359	Leo Lewis, Wpg	1955 - 1966
346	George Reed, Sask	1963 - 1975
318	Normie Kwong, Edm	1951 - 1960

Most Rushing Yards, Grey Cup Game:

171	Johnny Bright, Edm	Edm vs Mtl	Nov. 24, 1956
160	Antonio Warren	BC vs. Tor	Nov. 21, 2004
145	Normie Kwong, Edm	Edm vs Mtl	Nov. 26, 1955
142	David Green, Mtl	Mtl vs Edm	Nov. 25, 1979

Most Rushing Touchdowns, Grey Cup:

6	Damon Allen, Edm/BC/Tor	1985 - 2004
4	Ross Craig, Ham	
	Johnny Bright, Edm	1954 - 1964
	Normie Kwong, Edm	1951 - 1960
	Jim Germany, Edm	1977 - 1983
3	Red Storey, Tor	1936 - 1941
	Charlie Shepard, Wpg	1957 - 1962
	Doug Flutie, BC/Cal/Tor	1990 - 1997

COMBINED ATTEMPTS

Most Combined Rush, Pass Reception and Kick Return Attempts, Grey Cup:

91	Leo Lewis, Wpg (776 yds)	1955 - 1966
84	Mike Pringle, Balt/Mtl/Edm	1994 - 2003
81	George Reed, Sask (432 yds.)	1963 - 1975
75	Normie Kwong, Edm (329 yds.)	1951 - 1960
75	Jim Germany, Edm (324 yds.)	1977 - 1983
70	Gerry McDougall, Ham/Tor	1957 - 1966
60	Robert Drummond, Balt/Tor/BC (574 yds.)	1994 - 2001
53	Jackie Parker, Edm (659 yds.)	1954 - 1962

Most Combined Rush and Pass Reception Attempts, Grey Cup Game:

31	Normie Kwong, Edm	Edm vs Mtl	Nov. 26, 1955
	Johnny Bright, Edm	Edm vs Mtl	Nov. 24, 1956
27	Ron Stewart, Ott	Ott vs Edm	Nov. 26, 1960
26	Derrick McAdoo, Ham	Ham vs Sask	Nov. 26, 1989

COMBINED YARDAGE

Most Combined Rush, Pass Reception and Kick Return Yards, Grey Cup:

776	Leo Lewis, Wpg (91 att.)	1955 - 1966
663	Hal Patterson, Mtl /Ham (33 att.)	1954 - 1967
659	Jackie Parker, Edm (53 att.)	1954 - 1962
574	Robert Drummond, Balt/Tor (60 att.)	1994 - 2000
474	Mike Pringle, Balt/Mtl/Edm	1994 - 2003
462	Willie Bethea, Ham (46 att.)	1963 - 1970
448	Garney Henley, Ham (38 att.)	1960 - 1975

Most Combined Rush, Pass Reception and Kick Return Yards, Grey Cup Game:

316	Red O'Quinn, Mtl	Mtl vs Edm	Nov. 27, 1954
280	Antonio Warren, BC	BC vs Tor	Nov. 21, 2004
266	Garney Henley, Ham	Ham vs Wpg	Dec. 1-2, 1962
238	Charles Robers, Wpg	Wpg vs. Cal	Nov. 25, 2001
234	Leo Lewis, Wpg	Wpg vs Ham	Dec. 1-2, 1962

KICKOFF RETURNS

Most Kickoff Return Yards, Grey Cup:

306	Leo Lewis, Wpg	1955 - 1966
218	Henry Williams, Edm	1986 - 1999
187	Tom Richards, Edm	1986 - 1990
183	Raghib Ismail, Tor	1991 - 1992
181	Rufus Crawford, Ham	1979 - 1985

REGULAR SEASON RECORDS SCORING

Most Points, Regular Season Game:

36	Bob McNamara, Wpg	Wpg at BC	Oct. 13, 1956
30	Ernie Pitts, Wpg	Wpg at Sask	Aug. 29, 1959
	Fred Burket, Sask	Sask at Wpg	Oct. 26, 1959
	Earl Lunsford, Cal	Edm at Cal	Sept. 2, 1962
	Martin Patton, Shrev	Wpg at Shrev	Aug. 5, 1995
	Eric L. Blount, Edm	Wpg at Edm	Sept. 15, 1995
29	Sean Fleming, Edm	Edm at BC	Oct. 29, 1993
28	Dave Ridgway, Sask	Sask at Ott	July 29, 1984
27	Cookie Gilchrist	Mtl at Tor	Oct. 30, 1960
26	Terry Evanshen, Ham	Ham at Ott	Sept. 7, 1975

TOUCHDOWNS

Most Touchdowns, All-time Regular Season:

	Seasons	Years
137	George Reed, Sask	13 1963 - 1975
	Mike Pringle, Edm/Sac/Balt/Mtl/Edm	13 1992 - 2004
129	Milt Stegall, Wpg	10 1995 - 2005
117	Allen Pitts, Cal	11 1990 - 2000
97	Brian Kelly, Edm	9 1979 - 1987
93	Damon Allen, Edm/Ott/Ham/Mph/BC/Tor	21 1985 - 2005
	Derrell Mitchell, Tor/Edm	9 1997 - 2005
91	Dick Shatto, Tor	12 1954 - 1965
	Tom Scott, Wpg/Edm/Cal	11 1974 - 1984
88	Jackie Parker, Edm/Tor/BC	13 1954 - 1968
	Craig Ellis, Wpg/Cal/Sask/Tor/Edm	10 1982 - 1993
87	Earl Winfield, Ham	11 1987 - 1997
	Willie Fleming, BC	8 1959 - 1968
85	Mike Clemons, Tor	12 1989 - 2000
	Sean Millington, BC	12 1991 - 2002
83	Normie Kwong, Cal/Edm	13 1948 - 1960
82	Kelvin Anderson, Cal/BC	8 1996 - 2003
80	Terry Evanshen, BC/Ott/Edm/Tor/Wpg	14 1965 - 1978
79	Virgil Wagner, Mtl	9 1946 - 1954
78	David Williams, BC/Ott/Edm/Tor/Wpg	8 1988 - 1995
	Ray Elgaard, Sask	13 1983 - 1996

Most Touchdowns, Regular Season:

23	Milt Stegall, Wpg	2002
22	Cory Philpot, BC	1995
21	Allen Pitts, Cal	1994
20	Pat Abbruzzi, Mtl	1956
	Darrell K. Smith, Tor	1990
	Blake Marshall, Edm	1991
	Jon Volpe, BC	1991
19	Pat Abbruzzi, Mtl	1955
	Gerry James, Wpg	1957
	Jim Germany, Edm	1981
	Larry Key, BC	1981
	Tony Stewart, Cal	1994
	Mike Pringle, Mtl	2000

Most Pass Receiving Touchdowns, All-time Regular Season:

126	Milt Stegall, Wpg	1995 - 2005
117	Allen Pitts, Cal	1990 - 2000
97	Brian Kelly, Edm	1979 - 1987
88	Tom Scott, Wpg/Edm/Cal	1974 - 1984
	Derrell Mitchell, Tor/Edm	1997 - 2005
80	Terry Evanshen, Mtl/Cal/Ham/Tor	1965 - 1978
78	David Williams, BC/Ott/Edm/Tor/Wpg	1988 - 1994
	Ray Elgaard, Sask	1983 - 1996
75	Earl Winfield, Ham	1987 - 1997
	Donald Narcisse, Sask	1987 - 1999
	Travis Moore, Cal/Sask	1994 - 2004

Most Pass Receiving Touchdowns, Regular Season:

23	Milt Stegall, Wpg	2002
21	Allen Pitts, Cal	1994
20	Darrell K. Smith, Tor	1990
18	Brian Kelly, Edm	1984
	David Williams, BC	1988
	Gerald Alphin, Wpg	1994
	Chris Armstrong, Balt	1994

Most Pass Receiving Touchdowns, Regular Season Game:

5	Ernie Pitts, Wpg	Wpg at Sask	Aug. 29, 1959
4	Royal Copeland, Tor	Tor at Mtl	Oct. 27, 1945
	Garney Henley, Ham	Sask at Ham	Oct. 15, 1962
	Herman Harrison, Cal	Cal at Wpg	Sept. 2, 1970
	Terry Evanshen, Ham	Ham at Ott	Sept. 7, 1975
	Brian Kelly, Edm	Ott at Edm	June 30, 1984
	Mervyn Fernandez, BC	Edm at BC	July 6, 1984
	Mervyn Fernandez, BC	BC at Ott	Oct. 13, 1984
	Mervyn Fernandez, BC	Cal at BC	Aug. 17, 1985
	David Williams, BC	Edm at BC	Oct. 29, 1988
	Darrell K. Smith, Tor	Ham at Tor	Sept. 29, 1990
	Alfred Jackson, Wpg	Edm at Wpg	July 14, 1994
	Gerald Alphin, Wpg	Wpg at Shrev	Oct. 8, 1994
	Derrell Mitchell, Tor	BC at Tor	Sept. 12, 1998
	Tony Akins, Ham	Ham at Wpg	Oct. 10, 1999
	Kez McCorvey, Edm	Wpg at Edm	July 21, 2000
	Alfred Jackson, BC	Mtl at BC	Aug. 4, 2001
	Alfred Jackson, BC	Mtl at BC	Aug. 21, 2002
	Arland Bruce, Wpg	Cal at Wpg	Aug. 23, 2002
	Milt Stegall, Wpg	Wpg at Sask	Oct. 6, 2002
	Milt Stegall, Wpg	BC at Wpg	Oct. 10, 2005

Most Games with Pass Receiving Touchdowns, All-time Regular Season:

95	Allen Pitts, Cal	1990 - 2000
90	Milt Stegall, Wpg	1997 - 2005
71	Brian Kelly, Edm	1979 - 1987
70	Tommy Scott, Wpg/Edm/Cal	1974 - 1984
61	Terry Evanshen, Mtl/Cal/Ham/Tor	1965 - 1978
	Earl Winfield, Ham	1987 - 1997

Most Consecutive Games with Pass Receiving Touchdowns, Regular Season:

10	Terry Evanshen, Cal	1967 - 68
8	Milt Stegall, Wpg	1997
	Tony Gabriel, Ott	1978
	Ben Cahoon, Mtl	2003
	Milt Stegall, Wpg	2005

Most Punt Return Touchdowns, All-time Regular Season:

26	Henry Williams, Edm	1986 - 1999
11	Earl Winfield, Ham	1987 - 1997
9	Keith Stokes, Mtl/Wpg	2002 - 2005
8	Mike Clemons, Tor	1989 - 1999
	James Cunningham, Tor/BC	1995 - 1999, 2002

Most Punt Return Touchdowns, Regular Season:

5	Henry Williams, Edm	1991
4	Earl Winfield, Ham	1988
	Henry Williams, Edm	1987
	Keith Stokes, Wpg	2004
	Henry Williams, Edm	1993

Most Kickoff Return Touchdowns, All-time Regular Season:

5	Harvey Wylie, Cal	1956 - 1964
3	Hal Patterson, Mtl/Ham	1954 - 1967
	Larry Highbaugh, BC/Edm	1971 - 1983
	Bashir Levingston, Tor	2002 - 2004

PASS RECEIVING

Most Pass Receptions, All-time Regular Season:

	Seasons	Years
972	Darren Flutie, BC/Edm/Ham	12 1991 - 2002
966	Allen Pitts, Cal	11 1990 - 2000
946	Terry Vaughn, Cal/Edm/Mtl	11 1995 - 2005
919	Don Narcisse, Sask	13 1987 - 1999
830	Ray Elgaard, Sask	14 1983 - 1996
726	Derrell Mitchell, Tor/Edm	9 1997 - 2005
706	Rocky DiPietro, Ham	14 1978 - 1991
682	Mike Clemons, Tor	12 1989 - 2000
677	Milt Stegall, Wpg	11 1995 - 2005
650	Tommy Joe Coffey, Edm/Ham/Tor	14 1959 - 1973

Most Pass Receptions, Regular Season:

160	Derrell Mitchell, Tor	1998
126	Allen Pitts, Cal	1994
123	Don Narcisse, Sask	1995
122	Mike Clemons, Tor	1997
118	Allen Pitts, Cal	1991

Most Pass Receptions, Regular Season Game:

16	Terry Greer, Tor (230 yds)	Tor at Ott	Aug. 19, 1983
	Brian Wiggins, Cal (230 yds)	Cal at Sask	Oct. 23, 1993
	Derrell Mitchell, Tor (220 yds)	Tor at Edm	Sept. 26, 1998
15	George McGowan, Edm (249 yds)	Edm at Sask	Sept. 3, 1973
	Eugene Goodlow, Wpg (184 yds)	Cal at Wpg	Nov. 1, 1981
	Terry Greer, Tor (206 yds)	Tor at Wpg	Oct. 11, 1982
	Don Narcisse, Sask (199 yds)	Sask at Tor	Oct. 31, 1993
	Darren Flutie, Edm (231 yds)	Wpg at Edm	Aug. 7, 1997
	Mike Clemons, Tor (118 yds)	BC at Tor	Oct. 4, 1997
14	Joey Walters, Sask (191 yds)	Sask at Wpg	Oct. 21, 1979
	Mike Levenseller, Cal (138 yds)	Sask at Cal	Aug. 19, 1984
	Eric Streater, BC (234 yds)	Ham at BC	Oct. 6, 1989
	Lorenzo Graham, BC (132 yds)	Sask at BC	Aug. 2, 1990
	Ray Alexander, BC (222 yds)	BC at Sask	Aug. 21, 1991
	Curtis Mayfield, LV (319 yds)	LV at Ott	Sept. 3, 1994
	Darren Flutie, BC (202 yds)	BC at Wpg	Sept. 23, 1994
	Derrell Mitchell, Tor (182 yds)	Sask at Tor	Sept. 15, 2000

Most 1000+ Pass Receiving Yard Seasons, All-time Regular Season:

11	Terry Vaughn, Cal/Edm/Mtl	1995 - 2005
9	Allen Pitts, Cal	1990 - 2000
	Darren Flutie, BC/Edm/Ham	1991 - 2001
8	Ray Elgaard, Sask	1983 - 1996
	Donald Narcisse, Sask	1987 - 1999
	Milt Stegall, Wpg	1995 - 2005
6	Tommy Scott, Wpg/Edm/Cal	1977 - 1984
	Brian Kelly, Edm	1979 - 1987
	James Murphy, Wpg	1983 - 1990

Most Consecutive 1000+ Pass Receiving Yard Seasons, All-time Regular Season:

11	Terry Vaughn, Cal/Edm/Mtl	1995 - 2005
7	Donald Narcisse, Sask	1987 - 1999

Most Pass Receiving Yards, Regular Season:

2036	Allen Pitts, Cal	1994
2003	Terry Greer, Tor	1983
2000	Derrell Mitchell, Tor	1998
1914	Hal Patterson, Mtl	1956
1826	Darrell K. Smith, Tor	1990
1812	Brian Kelly, Edm	1983

Most Pass Receiving Yards, Regular Season Game:

338	Hal Patterson, Mtl (11 catches)	Mtl at Ham	Sept. 29, 1956
319	Curtis Mayfield, LV (14 catches)	LV at Ott	Sept. 3, 1994
308	Alfred Jackson, Wpg (7 catches)	Edm at Wpg	July 14, 1994

RECEIVERS

Most 100+ Pass Receiving Yard Games, All-time Regular Season:

64	Allen Pitts, Cal	1990 - 2000
44	Milt Stegall, Wpg	1995 - 2005
41	Brian Kelly, Edm	1979 - 1987
	Earl Winfield, Ham	1987 - 1997
40	Tommy Scott, Wpg/Edm/Cal	1977 - 1984
	Darren Flutie, BC/Edm/Ham	1991 - 2001
34	Hal Patterson, Mtl/Ham	1954 - 1967
	Don Narcisse, Sask	1987 - 1999

Most 100+ Pass Receiving Yard Games, Regular Season:

11	Terry Greer, Tor	1983
	Hal Patterson, Mtl	1956
	Joey Walters, Sask	1981
	Allen Pitts, Cal	1994
9	Joey Walters, Sask	1982
	Brian Kelly, Edm	1981
	Darrell K. Smith, Tor	1990
	Matt Clark, BC	1991
	Allen Pitts, Cal	1991

Most Consecutive 100+ Pass Receiving Yard Games, Regular Season:

8	Hal Patterson, Mtl	1956
	Terry Greer, Tor	1983
5	Joey Walters, Sask (twice)	1981
	Tom Scott, Edm	1982
	Brian Kelly, Edm	1983
	Allen Pitts, Cal	1994

Highest Average Gain per Pass Reception, All-time Regular Season:

(200 or more catches)

Ave	Seasons	Catches	Yds	Years
22.4	Whit Tucker, Ott	9	272	1962 - 1970
22.0	Bob Simpson, Ott	9	274	1954 - 1962
20.6	Hal Patterson, Mtl/Ham	14	460	1954 - 1967
19.9	Tommy Grant, Ham/Wpg	14	329	1956 - 1969
19.6	Jim Thorpe, Tor/Wpg	4	209	1969 - 1972

Highest Average Gain per Pass Reception, Regular Season:

(44 or more catches)

26.5	Milt Stegall, Wpg (61 catches)	1997
25.0	Margene Adkins, Ott (56 catches)	1969
24.4	Jason Tucker, Edm (67 catches)	
23.9	Brian Kelly, Edm (68 catches)	1987
23.4	Tommy Grant, Ham (44 catches)	1964

Most Pass Receiving Yards, All-Time Regular Season:

	S	Rec	Yds	Ave	LG	TD
Allen Pitts, Cal	11	966	14,891	15.4	87	117
Darren Flutie, BC/Edm/Ham	12	972	14,359	14.8	76	66
Ray Elgaard, Sask	14	830	13,198	15.9	81	78
Terry Vaughn, Cal/Edm/Mtl	11	946	13,051	13.8	104	72
Don Narcisse, Sask	13	919	12,366	13.5	77	75
Milt Stegall, Wpg	11	677	12,318	18.2	105	126
Brian Kelly, Edm	9	575	11,169	19.4	97	97
Tom Scott, Wpg/Edm/Cal	11	649	10,837	16.7	98	88
Derrell Mitchell, Tor/Edm	9	726	10,756	14.8	86	88
Tommy Joe Coffey, Edm/Ham/Tor	14	650	10,320	15.9	83	63
Earl Winfield, Ham	11	573	10,119	17.7	81	75
Tony Gabriel, Ham/Ott	11	614	9,832	16.0	80	69
Rocky DiPietro, Ham	14	706	9,762	13.8	80	45
Jim Sandusky, Edm	12	586	9,737	16.6	78	69
Terry Evanshen, Mtl/Cal/Ham/Tor	14	600	9,697	16.2	109	80
Jock Climie, Tor/Ott/Mtl	12	627	9,619	15.3	89	56
Travis Moore, Cal/Sask	10	612	9,503	15.6	114	75
Hal Patterson, Mtl/Ham	14	460	9,473	20.6	109	64
Jim Young, BC	13	522	9,248	17.7	87	65

PUNT RETURNS

Most Punt Return Yards, All-time Regular Season:

	S	NO	YDS	Ave	LG	TD
Henry Williams, Edm	14	1003	11177	11.1	104	26
Paul Bennett, Tor/Wpg/Ham	11	659	6358	9.6	99	1
Mike Clemons, Tor	12	610	6025	9.9	94	8
Marvin Coleman, Cal/Wpg	10	516	5211	10.1	83	5
Winston October, Mtl/Edm	6	432	4417	10.2	101	6
Larry Crawford, BC/Tor	9	405	4159	10.3	82	3
Darnell Clash, BC/Tor	4	340	3407	10.0	83	3
Randy Rhino, Mtl/Ott	7	296	3367	11.4	64	0
Gene Wlasiuk, Wpg/Sask	10	553	3333	6.0	67	1
Richie Hall, Cal/Sask	9	334	3215	9.6	74	1

Most Punt Returns, All-time Regular Season:

1003	Henry Williams, Edm	1986 - 2000
659	Paul Bennett, Tor/Wpg/Ham	1977 - 1987
610	Mike Clemons, Tor	1989 - 2000
553	Gene Wlasiuk, Wpg/Sask	1958 - 1967
516	Marvin Coleman, Cal/Wpg	1994 - 2003
506	Ed Learn, Mtl/Tor	1958 - 1969
471	Ron Latourelle, Wpg	1955 - 1964
458	Ron Howell, Ham/BC/Tor/Mtl	1954 - 1966
432	Winston October, Mtl/Edm	1999 - 2004
430	Lynn Bottoms, Cal/Tor	1954 - 1963

KICKOFF RETURNS

Most Kickoff Return Yards, All-time Regular Season:

	S	NO	YDS	Ave	LG	TD
Henry Williams, Edm	14	335	7354	22.0	100	2
Mike Clemons, Tor	12	300	6349	21.2	72	0
Marvin Coleman, Cal/Wpg	10	234	5565	23.8	77	1
Leo Lewis, Wpg	11	187	5444	29.1	91	1
Dwight Edwards, Tor/Sask/Ott/Mtl/Tor	11	247	5384	21.8	89	0
Ron Hopkins, Cal	9	226	5238	23.2	100	2
Larry Highbaugh, BC/Edm	13	141	4966	35.2	118	3
Harvey Wylie, Cal	9	151	4293	28.4	110	5
James "Jimmy" Cunningham, Tor/BC/Tor	7	186	3828	20.6	98	1
Dave Raimey, Wpg/Tor	10	140	3722	26.6	105	2

Most Kickoff Returns, All-time Regular Season:

335	Henry Williams, Edm	1986 - 2000
300	Mike Clemons, Tor	1989 - 2000
247	Dwight Edwards, Tor/Sask/Ott/Mtl/Tor	1978 - 1988
234	Marvin Coleman, Cal/Wpg	1994 - 2003
226	Ron Hopkins, Cal	1983 - 1991
187	Leo Lewis, Wpg	1955 - 1966
186	James "Jimmy" Cunningham, Tor/BC/Tor	1995 - 2000, 2002
182	Wally Zatylny, Ham/Tor	1988 - 1995
155	Eric Blount, Edm/Wpg/Tor/Mtl/Wpg	1995 - 2002
152	Corey Holmes, Sask	2001 - 2005

COMBINED YARDS

(Includes: Rushing, Pass Receiving and Punt, Kickoff, and Missed Field Goal Return Yards)

NOTE: Prior to 1986, Missed Field Goal Returns were included in Punt Return Yardage

Most Combined Yards, All-time Regular Season:

25,438	Mike Clemons, Tor	1989 - 2000
23,927	Henry Williams, Edm	1986 - 2000
23,208	Mike Pringle, Edm/Sac/Balt/Mtl	1992 - 2004
20,051	George Reed, Sask	1963 - 1975
18,576	Leo Lewis, Wpg	1955 - 1966
16,652	Terry Vaughn, Cal/Edm/Mtl	1995 - 2005
15,725	Dick Shatto, Tor	1954 - 1966
15,223	Darren Flutie, BC/Edm/Ham	1991 - 2002
14,887	Allen Pitts, Cal	1990 - 2000
14,804	Earl Winfield, Ham	1987 - 1997

Most Combined Yards, Regular Season:

3840	Mike Clemons, Tor	1997
3816	Eric Blount, Wpg	1998
3455	Corey Holmes, Sask	2005
3353	Jason Armstead, Ott	2005
3300	Mike Clemons, Tor	1990
3241	Albert Johnson III, Wpg	2000
3228	Mike Pringle, Balt	1994
3147	Charles Roberts, Wpg	2003
3049	Raghib Ismail, Tor	1991

YARDS FROM SCRIMMAGE

(Includes Rushing and Pass Receiving)

Most Yards From Scrimmage, All-time Regular Season:

20,254	Mike Pringle, Edm/Sac/Balt/Mtl	1992 - 2004
18,888	George Reed, Sask	1963 - 1975
14,886	Allen Pitts, Cal	1990 - 2000
14,426	Darren Flutie, BC/Edm/Ham	1991 - 2002
13,423	Dick Shatto, Tor	1954 - 1965
13,257	Ray Elgaard	1983 - 1996
13,111	Terry Vaughn, Cal/Edm/Mtl	1995 - 2005
13,107	Leo Lewis, Wpg	1955 - 1966
12,735	Johnny Bright, Cal/Edm	1952 - 1964
12,506	Kelvin Anderson, Cal/BC	1996 - 2003

PLAYOFF RECORDS

TOUCHDOWNS

Most Touchdowns, All-Time Playoffs:

19	Johnny Bright, Cal/Edm	1952 - 1964
	George Reed, Sask	1963 - 1975
14	Rollie Miles, Edm	1951 - 1961
12	Jackie Parker, Edm	1954 - 1962
	Terry Evanshen, Mtl/Cal/Ham	1965 - 1977
11	Jim Dillard, Cal/Ott/Tor	1962 - 1968
	Russ Jackson, Ott	1958 - 1969
10	Normie Kwong, Cal/Edm	1948 - 1960
	Mike Pringle, Edm/Sac/Balt/Mtl	1992 - 2003

PASS RECEIVING

Most Pass Receptions, Playoffs:

85	Darren Flutie, BC/Edm/Ham	1991 - 2001
78	Allen Pitts, Cal	1990 - 2000
72	Terry Vaughn, Cal/Edm/Mtl	1995 - 2005
70	Rollie Miles, Edm	1951 - 1961
	Rick House, Wpg/Edm	1979 - 1991
69	George Reed, Sask	1963 - 1975
66	Herman Harrison, Cal	1964 - 1972
	Terry Evanshen, Mtl/Cal/Ham	1965 - 1977
60	Jim Dillard, Cal/Ott/Tor	1962 - 1968
59	Tony Gabriel, Ham/Ott	1971 - 1981
	James Murphy, Wpg	1983 - 1990

Most Pass Receptions, Playoff Season:

33	Rollin Prather, Edm	1952
21	Hugh Campbell, Sask	1963
20	Jim Dillard, Cal	1964
	Morris Bailey, Edm	1950

Most Pass Receptions, Playoff Game:

16	Derrell Mitchell, Tor	Tor at Mtl	Nov. 8, 1998
15	Rollin Prather, Edm	Cal at Edm	Oct. 25, 1952
	Tony Gabriel, Ham	Ham at Ott	Nov. 10, 1974
14	Ed Hervey, Edm	Sask at Edm	Nov. 7, 2004
12	Allen Pitts, Cal	Sask at Cal	Nov. 13, 1994
	Arland Bruce III, Tor	Tor at Mtl	Nov. 14, 2004

PASS RECEIVING YARDS

Most Pass Receiving Yards, Playoffs:

1290	Allen Pitts, Cal	1990 - 2000
1241	Rollie Miles, Edm	1951 - 1961
1232	Darren Flutie, BC/Edm/Ham	1991 - 2001
1101	Herman Harrison, Cal	1964 - 1972
1040	Terry Evanshen, Mtl/Cal/Ham	1965 - 1977
991	Rollin Prather, Edm	1950 - 1954
986	Terry Vaughn, Cal/Edm/Mtl	1995 - 2005
981	Rick House, Wpg/Edm	1979 - 1991
956	Bobby Taylor, Cal/Tor/Edm	1961 - 1974
917	James Murphy, Wpg	1983 - 1990

Most Pass Receiving Yards, Playoff Game:

270	Rollin Prather, Edm	Cal at Edm	Oct. 25, 1952
260	Mervyn Fernandez, BC	Wpg at BC	Nov. 20, 1983
251	Hal Waggoner, Ham	Ham at Mtl	Nov. 17, 1956

Most Pass Receiving Games, 100+ Yards, Playoffs:

6	Darren Flutie, BC/Edm/Ham	1991 - 2001
5	Allen Pitts, Cal	1990 - 2000
4	Rollie Miles, Edm	1951 - 1961
	Brian Kelly, Edm	1979 - 1988
	Eddie Brown, Cal/Ott/Tor/Mph/Edm/Mtl/BC	1990 - 1999
3	Herman Harrison, Cal	1964 - 1972
	Hal Patterson, Mtl/Ham	1954 - 1967
	Terry Evanshen, Mtl/Ham	1965 - 1977
	James Murphy, Wpg	1983 - 1990
	Terry Vaughn, Cal	1995 - 2001

PASS RECEIVING TOUCHDOWNS

Most Pass Receiving Touchdowns, Playoffs:

12	Terry Evanshen, Mtl/Cal/Ham	1965 - 1977
11	Rollie Miles, Edm	1951 - 1961
9	James Murphy, Wpg	1983 - 1990
	Darren Flutie, BC/Edm/Ham	1991 - 2001
8	Jim Dillard, Cal/Ott/Tor	1962 - 1968
7	Brian Kelly, Edm	1979 - 1988
	Rick House, Edm/Wpg	1979 - 1991
	Eddie Brown, Cal/Ott/Tor/Mph/Edm/Mtl/BC	1990 - 1999
	Allen Pitts, Cal	1990 - 2000

Most Pass Receiving Touchdowns, Playoff Game:

4	Ron Morris, Tor	Tor at Ott	Nov. 11, 1961
3	Jackie Parker, Edm	Sask at Edm	Nov. 17, 1956
	Hal Waggoner, Ham	Ham at Mtl	Nov. 17, 1956
	Jim Dillard, Ott	Ham at Ott	Nov. 19, 1966
	John Holland, Ham	Ham at Ott	Nov. 11, 1979
	Mervyn Fernandez, BC	Wpg at BC	Nov. 20, 1983
	Steve Stapler, Ham	Mtl at Ham	Nov. 17, 1985
	Jim Sandusky, Edm	Wpg at Edm	Nov. 10, 1996

GREY CUP RECORDS

Most Games Played, Grey Cup:

9	Tommy Grant, Ham
	John Barrow, Ham
	Angelo Mosca, Ott/Ham
	Dave Cutler, Edm
	Larry Highbaugh, Edm
	Hank Ilesic, Edm/Tor

Most Touchdowns, Grey Cup:

6	Damon Allen, Edm/BC/Tor	1985 - 2004
5	Hal Patterson, Mtl/Ham	1954 - 1967
	Brian Kelly, Edm	1979 - 1987
4	Normie Kwong, Edm	1951 - 1960
	Jimmy Simpson, Ham	1928 - 1938, 1943 - 1944
	Johnny Bright, Edm	1954 - 1964
	Charlie Shepard, Wpg	1957 - 1962
	Tommy Scott, Edm	1978 - 1983
	Jackie Parker, Edm	1954 - 1962
	Ross Craig, Ham	
	Jim Germany, Edm	1977 - 1983

PASS RECEIVING

Most Pass Receptions, Grey Cup:

29	Hal Patterson, Mtl/Ham	1954 - 1967
26	Tommy Scott, Edm	1978 - 1983
25	Allen Pitts, Cal	1990 - 2000
22	Red O'Quinn, Mtl	1952 - 1959
	Brian Kelly, Edm	1979 - 1987
21	George McGowan, Edm	1971 - 1978

Most Pass Receptions, Grey Cup Game:

13	Red O'Quinn, Mtl	Mtl vs Edm	Nov. 27, 1954
12	Tommy Scott, Edm	Edm vs Ham	Nov. 23, 1980
11	Carl Bland, Cal	Cal vs Tor	Nov. 24, 1991

Most Pass Receiving Yards, Grey Cup:

580	Hal Patterson, Mtl/Ham	1954 - 1967
441	Red O'Quinn, Mtl	1952 - 1959
400	Tommy Scott, Edm	1978 - 1983
384	Brian Kelly, Edm	1979 - 1987
364	Allen Pitts, Cal	1990 - 2000
345	Ernie Pitts, Wpg	1957 - 1969

Most Pass Receiving Yards, Grey Cup Game:

316	Red O'Quinn, Mtl	Mtl vs Edm	Nov. 27, 1954
174	Whit Tucker, Ott	Ott vs Sask	Nov. 26, 1966
	Tommy Scott, Edm	Edm vs Ham	Nov. 23, 1980
165	James Murphy, Wpg	Wpg vs BC	Nov. 27, 1988

Most Pass Receiving Touchdowns, Grey Cup:

5	Brian Kelly, Edm	1979 - 1987
4	Hal Patterson, Mtl/Ham	1954 - 1967
	Tommy Scott, Edm	1978 - 1983

Most Pass Receiving Touchdowns, Grey Cup Game:

3	Tommy Scott, Edm	Edm vs Ham	Nov. 23, 1980
2	Red O'Quinn, Mtl	Mtl vs Edm	Nov. 27, 1954
	Hal Patterson, Mtl	Mtl vs Edm	Nov. 26, 1955
	Ron Howell, Ham	Ham vs Wpg	Nov. 29, 1958
	Whit Tucker, Ott	Ott vs Sask	Nov. 26, 1966
	Terry Evanshen, Cal	Cal vs Ott	Nov. 30, 1968
	Ron Stewart, Ott	Ott vs Sask	Nov. 30, 1969
	Brian Kelly, Edm	Edm vs Tor	Nov. 28, 1982
	Ned Armour, BC	BC vs Ham	Nov. 24, 1985
	Tony Champion, Ham	Ham vs Sask	Nov. 26, 1989
	Darren Flutie, Ham	Ham vs Cal	Nov. 28, 1999
	Jason Tucker, Edm	Mtl vs Edm	Nov. 16, 2003

COMBINED YARDAGE

Most Combined Rush, Pass Reception and Kick Return Yards, Grey Cup:

776	Leo Lewis, Wpg (91 att.)	1955 - 1966
663	Hal Patterson, Mtl /Ham (33 att.)	1954 - 1967
659	Jackie Parker, Edm (53 att.)	1954 - 1962
574	Robert Drummond, Balt. /Tor (60 att.)	1994 - 2000
474	Mike Pringle, Balt. /Mtl /Edm	1994 - 2003
462	Willie Bethea, Ham (46 att.)	1963 - 1970
448	Garney Henley, Ham (38 att.)	1960 - 1975

Most Combined Rush, Pass Reception and Kick Return Yards, Grey Cup Game:

316	Red O'Quinn, Mtl	Mtl vs Edm	Nov. 27, 1954
280	Antonio Warren, BC	BC vs Tor	Nov. 21, 2004
266	Garney Henley, Ham	Ham vs Wpg	Dec. 1-2, 1962
238	Charles Robers, Wpg	Wpg vs. Cal	Nov. 25, 2001
234	Leo Lewis, Wpg	Wpg vs Ham	Dec. 1-2, 1962

REGULAR SEASON RECORDS

CAREER

Games and Season totals are based upon available game participation sheets.

Most Consecutive Regular Seasons Played:

25	Lui Passaglia, BC	1976 - 2000
23	Bob Cameron, Wpg	1980 - 2002
21	Damon Allen, Edm/Ott/Ham/Mph/BC/Tor	1985 - 2005
19	Ron Lancaster, Ott/Sask	1960 - 1978
	Miles Gorrell, Cal/Ott/Mtl/Ham/Wpg	1978 - 1996
18	Paul Osbaldiston, BC/Wpg/Ham	1986 - 2003
17	Eddie Emerson, Ott	1919 - 1935
	Ron Atchison, Sask	1952 - 1968
	Moe Racine, Ott	1958 - 1974
	Roger Aldag, Sask	1976 - 1992
	Lloyd Fairbanks, Cal/Mtl/Ham	1975 - 1991
	Hank Ilesic, Edm /Tor	1977 - 1993

PLAYOFF RECORDS

Most Games Played, Playoffs:

36	Gerry James, Wpg/Sask	1952 - 1964
34	Larry Robinson, Cal	1961 - 1974
31	Ron Atchison, Sask	1952 - 1968
30	George Reed, Sask	1963 - 1975
29	Johnny Bright, Cal/Edm	1952 - 1964
	Bob Cameron, Wpg	1980 - 2002
28	Jackie Parker, Edm/Tor/BC	1954 - 1968
25	John Barrow, Ham	1957 - 1970
	Jack Abendschan, Sask	1965 - 1975

SCORING

Most Points, Playoffs:

222	Mark McLoughlin, Cal/BC	1988 - 2001, 2005
210	Lui Passaglia, BC	1976 - 2000
204	Sean Fleming, Edm	1992 - 2005
196	Larry Robinson, Cal	1961 - 1974
154	Trevor Kennerd, Wpg	1980 - 1990
	Troy Westwood, Wpg	1991 - 2003
149	Jack Abendschan, Sask	1965 - 1975
148	Dave Cutler, Edm	1969 - 1984
138	Paul Osbaldiston, Ham	1986 - 2001
123	Don Sutherin, Ham/Ott	1958 - 1969
121	Gerry Organ, Ott	1972 - 1977, 1978 - 1983
114	George Reed, Sask	1963 - 1975

Most Games Scoring Points, Playoffs:

27	Larry Robinson, Cal	1961 - 1974
23	Lui Passaglia, BC	1976 - 2000
22	Jack Abendschan, Sask	1965 - 1975
19	Gerry James, Wpg	1952 - 1963
	Gerry Organ, Ott	1971 - 1977, 1979 - 1983
	Mark McLoughlin, Cal	1989 - 2001
18	Don Sutherin, Ham/Ott/Tor	1958 - 1970
	Trevor Kennerd, Wpg	1980 - 1991
17	Jackie Parker, Edm	1954 - 1962

CONVERTS

Most Converts, Playoffs:

53	Mark McLoughlin, Cal/BC	1988 - 2001, 2005
51	Larry Robinson, Cal	1961 - 1974
	Sean Fleming, Edm	1992 - 2005
48	Lui Passaglia, BC	1977 - 2000
44	Trevor Kennerd, Wpg	1980 - 1991
43	Don Sutherin, Ham/Ott/Tor	1958 - 1970
42	Jack Abendschan, Sask	1965 - 1975
32	Terry Baker, Sask/Ott/Mtl	1987 - 2001
29	Dave Cutler, Edm	1969 - 1984
	Paul Osbaldiston, Ham	1986 - 2001

FIELD GOALS

Most Field Goals, Playoffs:

54	Mark McLoughlin, Cal/BC	1988 - 2001, 2005
48	Lui Passaglia, BC	1976 - 2000
43	Sean Fleming, Edm	1992 - 2005
40	Troy Westwood, Wpg	1991 - 2003
37	Dave Cutler, Edm	1969 - 1984
35	Larry Robinson, Cal	1961 - 1974
32	Trevor Kennerd, Wpg	1980 - 1991
	Paul Osbaldiston, Ham	1986 - 2001
31	Jack Abendschan, Sask	1965 - 1975

FUMBLE RETURNS

Most Fumble Returns, Playoffs:

7	Peter Giftopolous, Ham	1988 - 1995
6	Buddy Tinsley, Wpg	1950 - 1960
5	Roger Savoie, Wpg	1951 - 1965
	Gene Gaines, Mtl/Ott	1962 - 1969
4	Sugarfoot Anderson, Cal	1949 - 1954
	Bill Briggs, Tor/Edm	1945 - 1957
	Ben Zambiasi, Ham/Tor	1978 - 1988
	Eric Carter, Ham/BC	1995 - 2002

**REGULAR SEASON RECORDS
CAREER**

Games and Season totals are based upon available game participation sheets.

Most Games Played, All-time Regular Season:

408	Lui Passaglia, BC	1976 - 2000
394	Bob Cameron, Wpg	1980 - 2002
329	Damon Allen, Edm/Ott/Ham/Mph/BC/Tor	1985 - 2003
321	Miles Gorrell, Cal/Ott/Mtl/Ham/Wpg	1978 - 1996
304	Paul Osbaldiston, BC/Wpg/Ham	1986 - 2003
288	Ron Lancaster, Ott/Sask	1960 - 1978
	Leo Groenewegen, Ott/BC/Edm	1987 - 2004
281	Mark McLoughlin, Cal/BC	1988 - 2003, 2005
	Danny McManus, Wpg/BC/Edm/Ham	1990 - 2005
278	Terry Baker, Sask/Ott/Tor/Mtl	1987 - 2002

Most Consecutive Games Played, Regular Season:

353	Bob Cameron, Wpg	1980 - 2000
283	Paul Osbaldiston, BC/Wpg/Ham	1988 - 2003
276	Mark McLoughlin, Cal	1988 - 2003
260	Troy Westwood, Wpg	1991 - 2005
253	Dave Cutler, Edm	1969 - 1984
252	Leo Groenewegen, Ott/BC/Edm	1987 - 2000
250	Roger Aldag, Sask	1976 - 1991
224	Larry Robinson, Cal	1966 - 1977
	Rob Smith, Tor/Mtl/Cal/BC/Ott/BC	1982 - 1994
220	Dave Ridgway, Sask	1982 - 1994

Most Regular Seasons Played:

25	Lui Passaglia, BC	1976 - 2000
23	Bob Cameron, Wpg	1980 - 2002
22	Eddie Emerson, Ott	1911 - 1937
21	Damon Allen, Edm/Ott/Ham/Mph/BC/Tor	1985 - 2005
20	Hank Illesic, Edm/Tor/BC	1977 - 1993, 1995, 1998, 2001
19	Ron Lancaster, Ott/Sask	1960 - 1978
	Miles Gorrell, Cal/Ott/Mtl/Ham/Wpg	1978 - 1996
18	Paul Osbaldiston, BC/Wpg/Ham	1986 - 2003
17	Ron Atchison, Sask	1952 - 1968
	Moe Racine, Ott	1958 - 1974
	Roger Aldag, Sask	1976 - 1992
	Lloyd Fairbanks, Cal/Mtl/Ham	1975 - 1991
	Leo Groenewegen, Ott/BC/Edm	1987 - 2003
	Mark McLoughlin, Cal/BC	1988 - 2003, 2005

Most Consecutive Regular Seasons Played:

25	Lui Passaglia, BC	1976 - 2000
23	Bob Cameron, Wpg	1980 - 2002
21	Damon Allen, Edm/Ott/Ham/Mph/BC/Tor	1985 - 2005
19	Ron Lancaster, Ott/Sask	1960 - 1978
	Miles Gorrell, Cal/Ott/Mtl/Ham/Wpg	1978 - 1996
18	Paul Osbaldiston, BC/Wpg/Ham	1986 - 2003
17	Eddie Emerson, Ott	1919 - 1935
	Ron Atchison, Sask	1952 - 1968
	Moe Racine, Ott	1958 - 1974
	Roger Aldag, Sask	1976 - 1992
	Lloyd Fairbanks, Cal/Mtl/Ham	1975 - 1991
	Hank Illesic, Edm/Tor	1977 - 1993

SCORING

Most Points, All-time Regular Season: (Note: Prior to 1956, a touchdown was worth 5 points)

	Seasons	TDs	Cons	FGs	Singles	Points
Lui Passaglia, BC	25	2	1045	875	309	3991
Mark McLoughlin, Cal/BC	17	0	826	673	147	2992
Paul Osbaldiston, BC/Wpg/Ham	18	0	675	669	257	2939
Troy Westwood, Wpg	15	1	676	567	133	2416
Dave Ridgway, Sask	13	0	541	574	111	2374
Sean Fleming, Edm	14	0	645	486	172	2275
Dave Cutler, Edm	16	0	627	464	218	2237
Terry Baker, Sask/Ott/Tor/Mtl	16	0	557	454	207	2126
Trevor Kennerd, Wpg	12	0	509	394	149	1840
Bernie Ruoff, Wpg/Ham/BC	14	0	401	384	219	1772

Most Points, Regular Season:

	Year	TDs	Cons	FGs	Singles	
236	Lance Chomyc, Tor	1991	0	64	55	7
235	Roman Anderson, SA	1995	0	62	56	5
233	Paul Osbaldiston, Ham	1989	0	47	54	24
	Dave Ridgway, Sask	1990	0	47	59	9
228	Carlos Huerta, Balt	1995	0	50	57	7
224	Jerry Kauric, Edm	1989	0	70	45	19
220	Mark McLoughlin, Cal	1995	0	63	50	7
	Mark McLoughlin, Cal	1996	0	55	54	3
	Terry Baker, Mtl	2000	0	60	46	22
216	Dave Ridgway, Sask	1989	0	49	54	5
	Dave Ridgway, Sask	1991	0	56	52	4

Most Points, First Year Player, Regular Season:

	Year	TDs	Cons	FGs	Singles	
191	Damon Duval	2005	0	60	38	17
188	Curtis Head, BC	2003	0	51	44	5
186	Ray Macoritti, Edm	1990	0	64	36	14
181	Dan Giancola, Tor	1999	0	28	48	9
179	Sandro DeAngelis	2005	0	54	40	5
170	Roman Anderson, Sac	1994	0	40	39	13
165	Paul Osbaldiston, BC/Wpg/Ham	1986	0	39	37	15
164	Sean Fleming, Edm	1992	0	60	30	14
163	Dave Ridgway, Sask	1982	0	34	38	15
156	Jim Crouch, Sac	1993	0	56	28	16

Most Points, Regular Season Game:

36	Bob McNamara, Wpg	Wpg at BC	Oct. 13, 1956
30	Ernie Pitts, Wpg	Wpg at Sask	Aug. 29, 1959
	Fred Burket, Sask	Sask at Wpg	Oct. 26, 1959
	Earl Lunsford, Cal	Edm at Cal	Sept. 2, 1962
	Martin Patton, Shrev	Wpg at Shrev	Aug. 5, 1995
	Eric L. Blount, Edm	Wpg at Edm	Sept. 15, 1995
29	Sean Fleming, Edm	Edm at BC	Oct. 29, 1993
28	Dave Ridgway, Sask	Sask at Ott	July 29, 1984
27	Cookie Gilchrist	Mtl at Tor	Oct. 30, 1960
26	Terry Evanshen, Ham	Ham at Ott	Sept. 7, 1975

PASSING

Most Passing Touchdowns, Regular Season Game:

8	Joe Zuger, Ham	Sask at Ham	Oct. 15, 1962
7	Jim Van Pelt, Wpg	Wpg at Sask	Aug. 29, 1959
	Tobin Rote, Tor	Mtl at Tor	Oct. 1, 1960
	Tobin Rote, Tor	Mtl at Tor	Oct. 30, 1960
	Rickey Foggie, Tor	Ham at Tor	Sept. 29, 1990

FIELD GOALS

Most Field Goals, All-time Regular Season:

875	Lui Passaglia, BC	1976 - 2000
673	Mark McLoughlin, Cal/BC	1988 - 2003, 2005
669	Paul Osbaldiston, BC/Wpg/Ham	1986 - 2003
567	Troy Westwood, Wpg	1991 - 2005
574	Dave Ridgway, Sask	1982 - 1995
486	Sean Fleming, Edm	1992 - 2005
464	Dave Cutler, Edm	1969 - 1984
454	Terry Baker, Sask/Ott/Tor/Mtl	1987 - 2002
394	Trevor Kennerd, Wpg	1980 - 1991
384	Bernie Ruoff, Wpg/Ham/BC	1975 - 1988

Highest Field Goal Accuracy, All-time Regular Season: (minimum 100 attempts)

	Attempts	Scored		
80.51	Carlos Huerta, LV /Balt	115	95	1994 - 1995
79.20	Roman Anderson, Sac / SA	120	95	1994 - 1995
77.99	Dave Ridgway, Sask	736	574	1982 - 1995
75.23	Dean Dorsey, Tor /Ott /Edm	290	219	1982 - 1991
75.11	Paul McCallum, BC /Ott /Sask	474	356	1993 - 2005
74.04	Mark McLoughlin, Cal /BC	909	673	1988 - 2003, 2005
73.74	Lance Chomyc, Tor	457	337	1985 - 1993
73.52	Sean Fleming, Edm	661	486	1992 - 2005
73.00	Dan Giancola, Tor /BC	100	73	1999 - 2001
72.97	Troy Westwood, Wpg	777	567	1991 - 2005

Most Field Goals, Regular Season:

59	Dave Ridgway, Sask	1990
57	Carlos Huerta, Balt	1995
56	Roman Anderson, SA	1995
55	Dave Ridgway, Sask	1988
	Lance Chomyc, Tor	1991

Most Field Goals, Regular Season Game:

8	Dave Ridgway, Sask	Sask at Ott	July 29, 1984
	Dave Ridgway, Sask	Edm at Sask	July 23, 1988
	Mark McLoughlin, Cal	Sask at Cal	August 5, 1996
	Paul Osbaldiston, Ham	Ham at Ott	Sept. 22, 1996
7	Bob Macoritti, Sask	Tor at Sask	Aug. 27, 1978
	Trevor Kennerd, Wpg	Tor at Wpg	Oct. 11, 1981
	Lui Passaglia, BC	Tor at BC	Sept. 6, 1985
	Dave Ridgway, Sask	BC at Sask	Sept. 27, 1987
	Lance Chomyc, Tor	Tor at Cal	Sept. 30, 1988
	Lance Chomyc, Tor	Ott at Tor	Oct. 14, 1988
	Dean Dorsey, Ott	Sask at Ott	Sept. 24, 1989
	Dave Ridgway, Sask	Sask at BC	Aug. 2, 1990
	Dave Ridgway, Sask	Edm at Sask	Aug. 19, 1990
	Terry Baker, Ott	Ott at Edm	July 20, 1994
	Bjorn Nitthmo, Bhm	Bhm at Shrev	Oct. 13, 1995
	Paul McCallum, Sask	Edm at Sask	Sept. 28, 1997
	Lui Passaglia, BC	BC at Sask	Oct. 25, 1998
	Terry Baker, Mtl	Mtl at Ham	Nov. 1, 1998
	Terry Baker, Mtl	Mtl at Cal	Oct. 29, 2000
	Paul Osbaldiston, Ham	Ham at Sask	July 6, 2001
	Noel Prefontaine, Tor	BC at Tor	Aug. 1, 2003

Most Consecutive Field Goals, Regular Season:

28	Dave Ridgway, Sask (9 games)	July 24, 1993 to Sept. 19, 1993
23	Dean Dorsey, Ott (8 games)	Nov. 1, 1986 to Aug. 9, 1987
22	Sean Fleming, Edm (7 games)	Sept. 7, 2001 to Oct. 19, 2001
21	Don Sweet, Mtl (7 games)	Aug. 16, 1976 to Oct. 3, 1976
	Dave Ridgway, Sask (8 games)	Sept. 29, 1991 to July 15, 1992
18	Don Sweet, Mtl (7 games)	July 28, 1984 to Sept. 22, 1984

PUNTERS/KICKERS

PUNTING

Most Punting Yards, All-time Regular Season:

	S	Punts	Yds	Ave	LG	Sing
Bob Cameron, Wpg	23	3129	134301	42.9	95	130
Lui Passaglia, BC	25	3142	133826	42.6	97	113
Hank Ilesic, Edm/Tor/Ham/BC	20	2062	92281	44.8	90	137
Paul Osbaldiston, BC/Wpg/Ham	18	2142	89093	41.6	97	83
Terry Baker, Sask/Ott/Tor/Mtl	16	2031	87629	43.1	94	91
Ken Clark, Ham/Tor/Sask/Ott	12	1592	72520	45.6	101	90
Bernie Ruoff, Wpg/Ham/BC	14	1600	71801	44.9	96	64
Zenon Andrusyshyn, Tor/Ham/Edm/Mtl	12	1367	61342	44.9	108	61
Glenn Harper, Cal/Tor/Edm	11	1404	57641	41.1	83	42
Dave Mann, Tor	12	1261	55745	44.2	102	87

Highest Punting Average, All-time Regular Season:

(minimum 1000 punts)			
45.6	Ken Clark, Ham/Tor/Sask/Ott	1975 - 1987	
45.5	Joe Zuger, Ham	1962 - 1971	
44.9	Bernie Ruoff, Wpg/Ham/BC	1975 - 1988	
	Zenon Andrusyshyn, Tor/Ham/Edm/Mtl	1971 - 1986	
44.8	Hank Ilesic, Edm/Tor/Ham/BC	1977 - 1995, 1998, 2001	
44.2	Dave Mann, Tor	1958 - 1970	

Highest Punting Average, Regular Season:

50.6	Jon Ryan, Wpg	2005
50.2	Lui Passaglia, BC	1983
48.5	Joe Zuger, Ham	1971
48.5	Hank Ilesic, Tor	1986
48.4	Joe Zuger, Ham	1968

PLAYOFF RECORDS SCORING

Most Points, Playoffs:

222	Mark McLoughlin, Cal/BC	1988 - 2001, 2005
210	Lui Passaglia, BC	1976 - 2000
204	Sean Fleming, Edm	1992 - 2005
196	Larry Robinson, Cal	1961 - 1974
154	Trevor Kennerd, Wpg	1980 - 1990
	Troy Westwood, Wpg	1991 - 2003
149	Jack Abendschan, Sask	1965 - 1975
148	Dave Cutler, Edm	1969 - 1984
138	Paul Osbaldiston, Ham	1986 - 2001
123	Don Sutherin, Ham/Ott	1958 - 1969
121	Gerry Organ, Ott	1972 - 1977, 1978 - 1983

Most Games Scoring Points, Playoffs:

27	Larry Robinson, Cal	1961 - 1974
23	Lui Passaglia, BC	1976 - 2000
22	Jack Abendschan, Sask	1965 - 1975
19	Gerry James, Wpg	1952 - 1963
	Gerry Organ, Ott	1971 - 1977, 1979 - 1983
	Mark McLoughlin, Cal	1989 - 2001
18	Don Sutherin, Ham/Ott/Tor	1958 - 1970
	Trevor Kennerd, Wpg	1980 - 1991
17	Jackie Parker, Edm	1954 - 1962

FIELD GOALS

Most Field Goals, Playoffs:

54	Mark McLoughlin, Cal/BC	1988 - 2001, 2005
48	Lui Passaglia, BC	1976 - 2000
43	Sean Fleming, Edm	1992 - 2005
40	Troy Westwood, Wpg	1991 - 2003
37	Dave Cutler, Edm	1969 - 1984
35	Larry Robinson, Cal	1961 - 1974
32	Trevor Kennerd, Wpg	1980 - 1991
	Paul Osbaldiston, Ham	1986 - 2001
31	Jack Abendschan, Sask	1965 - 1975

Most Field Goals, Playoff Season:

9	Troy Westwood, Wpg	1994
	Carlos Huerta, Balt	1995
8	Larry Robinson, Cal	1964
	Tom Dixon, Edm	1986
	Trevor Kennerd, Wpg	1988
	Mark McLoughlin, Cal	1995
	Sean Fleming, Edm	2005

Most Field Goals, Playoff Game:

7	Carlos Huerta, Balt	San at Balt	Nov. 12, 1995
6	Dave Cutler, Edm	Sask at Edm	Nov. 18, 1973
	Lance Chomyc, Tor	Ham at Tor	Nov. 15, 1987
	Troy Westwood, Wpg	Ott at Wpg	Nov. 13, 1994
	Sean Fleming, Edm	BC at Edm	Nov. 05, 1995
	Sean Fleming, Edm	Edm at Cal	Nov. 13, 2005

PUNTING

Most Punting Yards, Playoffs:

10232	Bob Cameron, Wpg	1980 - 2002
7678	Lui Passaglia, BC	1976 - 2000
7503	Alan Ford, Sask	1965 - 1976
7306	Jim Furlong, Cal	1962 - 1974
6620	Charlie Shepard, Wpg	1957 - 1962
6427	Hank Ilesic, Edm/Tor	1977 - 1995, 1998, 2001
6093	Cam Fraser, Ham/Mtl	1951 - 1969
6010	Joe Zuger, Ham	1962 - 1971
5967	Dave Mann, Tor	1958 - 1970
5710	Terry Baker, Sask/Ott/Mtl	1987 - 2002

Highest Punting Average, Playoff Season (Minimum 3 punts):

56.0	Paul McCallum, Sask	1994
54.0	Lui Passaglia, BC	1984
50.7	Lui Passaglia, BC	1983
49.4	Tony Martino, BC	2001
48.7	Bernie Ruoff, Ham	1984
	Terry Baker, Sask/Ott/Mtl	2002

GREY CUP RECORDS

Most Games Played, Grey Cup:

9	Tommy Grant, Ham
	John Barrow, Ham
	Angelo Mosca, Ott/Ham
	Dave Cutler, Edm
	Larry Highbaugh, Edm
	Hank Ilesic, Edm/Tor

Most Games Won, Grey Cup:

7	Jack Wedley, Tor/Mtl St. Hyacinthe-Donnacona "Combines"
	Bill Stevenson, Edm
	Hank Ilesic, Edm/Tor

SCORING

Most Points Scored, Grey Cup:

72	Dave Cutler, Edm	1969 - 1984
63	Paul Osbaldiston, Ham	1986 - 2001
61	Don Sweet, Mtl/Ham	1972 - 1985
55	Lui Passaglia, BC	1976 - 2000
52	Sean Fleming, Edm	1992 - 2005
	Mark McLoughlin, Cal	1988 - 2001
43	Trevor Kennerd, Wpg	1980 - 1991
38	Damon Allen, Edm/BC/Tor	1985 - 2004

Most Points Scored, Grey Cup Game:

23	Don Sweet, Mtl	Mtl vs Edm	Nov. 27, 1977
22	Jim Van Pelt, Wpg	Wpg vs Ham	Nov. 29, 1958
21	Paul Osbaldiston, Ham	Ham vs Edm	Nov. 30, 1986
	Sean Fleming, Edm	Edm vs Wpg	Nov. 28, 1993

Most Field Goals, Grey Cup:

18	Dave Cutler, Edm	1969 - 1984
17	Don Sweet, Mtl/Ham	1972 - 1985
16	Paul Osbaldiston, Ham	1986 - 2001
13	Lui Passaglia, BC	1976 - 2000
	Mark McLoughlin, Cal	1989 - 2001
12	Sean Fleming, Edm	1992 - 2005

Most Field Goals, Grey Cup Game:

6	Don Sweet, Mtl	Mtl vs Edm	Nov. 27, 1977
	Paul Osbaldiston, Ham	Ham vs Edm	Nov. 30, 1986
	Sean Fleming, Edm	Edm vs Wpg	Nov. 28, 1993
5	Lui Passaglia, BC	BC vs Hamilton	Nov. 24, 1985
	Carlos Huerta, Bal	Bal vs Cal	Nov. 19, 1995
	Mike Vanderjagt, Tor	Edm vs Tor	Nov. 24, 1996

PUNTING

Most Punting Yards, Grey Cup:

2735	Hank Ilesic, Edm/Tor	1977 - 1993
2171	Bob Cameron, Wpg	1980 - 2001
2166	Joe Zuger, Ham	1962 - 1971
2092	Cam Fraser, Ham/Mtl	1951 - 1969
1857	Sonny Wade, Mtl	1969 - 1978
1725	Lui Passaglia, BC	1976 - 2000

Most Punting Yards, Grey Cup Game:

782	Charlie Shepard, Wpg	Wpg vs Ham	Nov. 28, 1959
760	Joe Zuger, Ham	Ham vs Sask	Dec. 2, 1967
621	Cam Fraser, Ham	Ham vs Wpg	Dec. 2, 1961

Most Kickoff Yards, Grey Cup:

1623	Don Sutherin, Ham/Ott/Tor	1958 - 1970
1478	Paul Osbaldiston, Ham	1986 - 2001
1412	Dave Cutler, Edm	1969 - 1984
1318	Sean Fleming, Edm	1993 - 2005
1314	Mark McLoughlin, Cal	1988 - 2001
1305	Trevor Kennerd, Wpg	1980 - 1991
898	Lui Passaglia, BC	1976 - 2000
871	Hank Ilesic, Edm/Tor	1977 - 1993

Most Kickoff Yards, Grey Cup Game:

622	Paul Osbaldiston	Ham vs Sask	Nov. 26, 1989
551	Trevor Kennerd	Wpg vs Ham	Nov. 18, 1984
440	Dave Ridgway	Sask vs Ham	Nov. 26, 1989

REGULAR SEASON RECORDS TOUCHDOWNS

Most Punt Return Touchdowns, All-time Regular Season:

26	Henry Williams, Edm	1986 - 1999
11	Earl Winfield, Ham	1987 - 1997
9	Keith Stokes, Mtl/Wpg	2002 - 2005
8	Mike Clemons, Tor	1989 - 1999
	James Cunningham, Tor/BC	1995 - 1999, 2002

Most Punt Return Touchdowns, Regular Season:

5	Henry Williams, Edm	1991
4	Earl Winfield, Ham	1988
	Henry Williams, Edm	1987
	Keith Stokes, Wpg	2004
	Henry Williams, Edm	1993

Most Punt Return Touchdowns, Regular Season Game:

2	Ron Howell, Ham	Ham at Tor	Sept 20, 1959
	Henry Williams, Edm	Cal at Edm	June 27, 1987
	Henry Williams, Edm	Cal at Edm	Sept 6, 1991
	Earl Winfield, Ham	Edm at Ham	Sept. 17, 1993
	Henry Williams, Edm	Cal at Edm	Nov. 7, 1993
	Curtis Mayfield, Sask	Wpg at Sask	Sept. 5, 1999
	Keith Stokes, Mtl	Edm at Mtl	Aug. 2, 2002

Most Punt Return Touchdowns, One Quarter, Regular Season Game:

2	Henry Williams, Edm (3rd Qtr.)	Cal at Edm	June 27, 1987
	Henry Williams, Edm (2nd Qtr.)	Cal at Edm	Sept 6, 1991
	Curtis Mayfield, Sask (3rd Qtr.)	Wpg at Sask	Sept. 5, 1999

PUNT RETURNS

Most Punt Return Yards, All-time Regular Season:

	S	NO	YDS	AVE	LG	TD
Henry Williams, Edm	14	1003	11177	11.1	104	26
Paul Bennett, Tor/Wpg /Ham	11	659	6358	9.6	99	1
Mike Clemons, Tor	12	610	6025	9.9	94	8
Marvin Coleman, Cal/Wpg	10	516	5211	10.1	83	5
Winston October, Mtl/Edm	6	432	4417	10.2	101	6
Larry Crawford, BC/Tor	9	405	4159	10.3	82	3
Darnell Clash, BC/Tor	4	340	3407	10.0	83	3
Randy Rhino, Mtl/Ott	7	296	3367	11.4	64	0
Gene Wlasiuk, Wpg/Sask	10	553	3333	6.0	67	1
Richie Hall, Cal/Sask	9	334	3215	9.6	74	1

Most Punt Return Yards, Regular Season Game:

232	Henry Williams, Edm	Ott at Edm	July 17, 1991
224	Keith Stokes, Mtl	Edm at Mtl	Aug. 2, 2002
221	Henry Williams, Edm	Cal at Edm	June 27, 1987
208	Moody Jackson, Ott	Ott at Tor	Aug. 11, 1976
	Henry Williams, Edm	Cal at Edm	Nov. 7, 1993

Most 100+ Punt Return Yard Games, Regular Season:

5	Larry Crawford, BC	1988
	Anthony Hunter, Edm	1989
	Henry Williams, Edm	1991
	Chris Wright, Balt	1995
4	Darnell Clash, BC	1986
	Willis Jacob, Sask	1991
	Henry Williams, Edm	1992
	Jimmy Cunningham, Tor	1995
	Winston October, Mtl	2000

Most Consecutive 100+ Punt Return Yard Games, Regular Season:

4	Larry Crawford, BC	October 7 - October 29, 1988
	Darnell Clash, BC	July 19 - August 9, 1986
3	Henry Williams, Edm	August 6 - August 20, 1992
3	Winston October, Mtl	July 11 to July 28, 2000
2	Randy Rhino, Mtl	September 5 - September 10, 1978
	Randy Rhino, Mtl	August 20 - August 29, 1979
	Dickie Harris, Mtl	October 27 - November 4, 1979
	Randy Rhino, Mtl	September 4 - September 13, 1981
	Mike Clemons, Tor	September 15 - September 20, 1990
	Raghib Ismail, Tor	October 18 - October 25, 1992
	Adrian Smith, Mph	July 14 - July 19, 1995
	Jimmy Cunningham, Tor	September 20 - September 30, 1995
	Chris Wright, Balt	October 7 - October 21, 1995
	Kato Hitson, Tor	September 9 - September 16, 1998
	Winston October, Edm	October 5 - October 12, 2001
	Corey Holmes, Sask	September 1 - September 15, 2002

Most Punt Returns, All-time Regular Season:

1003	Henry Williams, Edm	1986 - 2000
659	Paul Bennett, Tor/Wpg/Ham	1977 - 1987
610	Mike Clemons, Tor	1989 - 2000
553	Gene Wlasiuk, Wpg/Sask	1958 - 1967
516	Marvin Coleman, Cal/Wpg	1994 - 2003
506	Ed Learn, Mtl/Tor	1958 - 1969
471	Ron Latourelle, Wpg	1955 - 1964
458	Ron Howell, Ham/BC/Tor/Mtl	1954 - 1966
432	Winston October, Mtl/Edm	1999 - 2004
430	Lynn Bottoms, Cal/Tor	1954 - 1963

KICKOFF RETURNS

Most Kickoff Return Yards, All-time Regular Season:

	S	NO	YDS	AVE	LG	TD
Henry Williams, Edm	14	335	7354	22.0	100	2
Mike Clemons, Tor	12	300	6349	21.2	72	0
Marvin Coleman, Cal/Wpg	10	234	5565	23.8	77	1
Leo Lewis, Wpg	11	187	5444	29.1	91	1
Dwight Edwards, Tor/Sask/Ott/Mtl/Tor	11	247	5384	21.8	89	0
Ron Hopkins, Cal	9	226	5238	23.2	100	2
Larry Highbaugh, BC/Edm	13	141	4966	35.2	118	3
Harvey Wylie, Cal	9	151	4293	28.4	110	5
James "Jimmy" Cunningham, Tor/BC/Tor	7	186	3828	20.6	98	1
Dave Raimey, Wpg/Tor	10	140	3722	26.6	105	2

Most Kickoff Returns, All-time Regular Season:

335	Henry Williams, Edm	1986 - 2000
300	Mike Clemons, Tor	1989 - 2000
247	Dwight Edwards, Tor/Sask/Ott/Mtl/Tor	1978 - 1988
234	Marvin Coleman, Cal/Wpg	1994 - 2003
226	Ron Hopkins, Cal	1983 - 1991
187	Leo Lewis, Wpg	1955 - 1966
186	James "Jimmy" Cunningham, Tor/BC/Tor	1995 - 2000, 2002
182	Wally Zatylny, Ham/Tor	1988 - 1995
155	Eric Blount, Edm/Wpg/Tor/Mtl/Wpg	1995 - 2002
152	Corey Holmes, Sask	2001 - 2005

COMBINED YARDS

(Includes: Rushing, Pass Receiving and Punt, Kickoff, and Missed Field Goal Return Yards)
NOTE: Prior to 1986, Missed Field Goal Returns were included in Punt Return Yardage

Most Combined Yards, All-time Regular Season:

25,438	Mike Clemons, Tor	1989 - 2000
23,927	Henry Williams, Edm	1986 - 2000
23,208	Mike Pringle, Edm/Sac/Balt/Mtl	1992 - 2004
20,051	George Reed, Sask	1963 - 1975
18,576	Leo Lewis, Wpg	1955 - 1966
16,652	Terry Vaughn, Cal/Edm/Mtl	1995 - 2005
15,725	Dick Shatto, Tor	1954 - 1966
15,223	Darren Flutie, BC/Edm/Ham	1991 - 2002
14,887	Allen Pitts, Cal	1990 - 2000
14,804	Earl Winfield, Ham	1987 - 1997

PLAYOFF RECORDS

PUNT RETURNS

Most Punt Return Yards, Playoffs:

777	Henry Williams, Edm	1987 - 1999
608	Rollie Miles, Edm	1951 - 1961
487	Gordie Rowland, Wpg	1954 - 1963
415	Marvin Coleman, Cal/Wpg	1994 - 2001
412	Gene Wlasiuk, Wpg/Sask	1957 - 1967
349	Bashir Levingston, Tor	2002 - 2005
339	Mike Clemons, Tor	1989 - 1999
328	Garney Henley, Ham	1960 - 1975
314	Harry Lunn, Sask/Ott	1955 - 1959

Most Punt Return Yards, Playoff Game:

157	Johnny Rodgers, Mtl	Mtl at Ott	Nov. 15, 1975
147	Henry Williams, Edm	Edm at Sask	Nov. 15, 1972
140	Chris Wright, Mtl	Mtl at Tor	Nov. 9, 1997
131	Henry Williams, Edm	Wpg at Edm	Nov. 10, 1996
127	Johnny Rodgers, Mtl	Mtl at Ham	Nov. 13, 1976

KICKOFF RETURNS

Most Kickoff Return Yards, Playoffs:

805	Gerry James, Wpg	1952 - 1963
782	Rollie Miles, Edm	1951 - 1961
641	Henry Williams, Edm	1987 - 1999
528	Marvin Coleman, Cal/Wpg	1994 - 2001
446	Mike Clemons, Tor	1989 - 1999
429	Gene Gaines, Ott	1962 - 1969
400	Leo Lewis, Wpg	1955 - 1966
397	Bill Symons, Tor	1967 - 1973

GREY CUP RECORDS

KICKOFF RETURNS

Most Kickoff Return Yards, Grey Cup:

306	Leo Lewis, Wpg	1955 - 1966
218	Henry Williams, Edm	1986 - 1999
187	Tom Richards, Edm	1986 - 1990
183	Raghib Ismail, Tor	1991 - 1992
181	Rufus Crawford, Ham	1979 - 1985

REGULAR SEASON RECORDS

CAREER

Games and Season totals are based upon available game participation sheets.

Most Consecutive Regular Seasons Played:

25	Lui Passaglia, BC	1976 - 2000
23	Bob Cameron, Wpg	1980 - 2002
21	Damon Allen, Edm/Ott/Ham/Mph/BC/Tor	1985 - 2005
19	Ron Lancaster, Ott/Sask	1960 - 1978
	Miles Gorrell, Cal/Ott/Mtl/Ham/Wpg	1978 - 1996
18	Paul Osbaldiston, BC/Wpg/Ham	1986 - 2003
17	Eddie Emerson, Ott	1919 - 1935
	Ron Atchison, Sask	1952 - 1968
	Moe Racine, Ott	1958 - 1974
	Roger Aldag, Sask	1976 - 1992
	Lloyd Fairbanks, Cal/Mtl/Ham	1975 - 1991
	Hank Ilesic, Edm/Tor	1977 - 1993

TOUCHDOWNS

Most Fumble Return Touchdowns, All-time Regular Season:

5	Michael Allen, Wpg	1988 - 1993
4	Jim Reynolds, Ott/Mtl	1961 - 1963
	Vince Goldsmith, Sask/Tor/Cal/Sask	1981 - 1989
	Joe Montford, Shrev/Ham	1995 - 2003
	Jarret Smith, Ham	1998 - 2004

BLOCKED KICKS

Most Fumble Return Yards, All-time Regular Season:

270	Greg Battle, Wpg/LV/Ott/Sask/Wpg	1987 - 1998
266	Singor Mobley, Edm	1995 - 1996, 2000 - 2005
234	Wayne Giardino, Ott	1967 - 1975
224	Joe Montford, Shrev/Ham/Tor/Ham	1995 - 2005
220	Maurice Kelly, LV/Tor/Wpg/BC	1994 - 2004
219	Larry Robinson, Cal	1961 - 1974

QUARTERBACK SACKS

Most Quarterback Sacks, All-time Regular Season:

157.0	Grover Covington, Ham	1981 - 1991
154.0	Elfrid Payton, Wpg/Shrev/Balt/Mtl/Wpg/Tor/Edm/Wpg	1991 - 2004
142.0	Bobby Jurasin, Sask/Tor	1986 - 1998
139.5	James Parker, BC/Edm/Tor	1980 - 1991
134.0	Joe Montford, Shrev/Ham/Tor/Edm	1995 - 2005
130.5	Vince Goldsmith, Cal/Tor/Sask/Cal	1981 - 1990
126.0	Stewart Hill, Edm/BC/Sask	1984 - 1993

Most Quarterback Sacks, Regular Season:

26.5	James Parker, BC	1984
26	Joe Montford, Ham	1999
25	Grover Covington, Ham	1988
24	Tim Cofield, Mph	1995
23	Gregg Stumon, BC	1987
22	James Curry, Tor	1984
	James Parker, BC	1986
	Elfrid Payton, Wpg	1993
	Bobby Jurasin, Sask	1987

Most Quarterback Sacks, Regular Season Game:

5	Rodney Harding, Tor	Edm at Tor	Sept. 25, 1988
	Mack Moore, BC	BC at Ott	Sept. 3, 1982
	Tim Cofield, Ham	Tor at Ham	Sept. 6, 1993
	Daved Benefield, BC	Bhm. at BC	Aug. 3, 1995
	Tim Cofield, Mph	Mph at Edm	Oct. 13, 1995
	Neal Smith, Sask	Sask at Cal	July 7, 1999
	Elfrid Payton, Mtl	Wpg at Mtl	July 22, 1999
	Dwayne Butler, Mtl	Mtl at Wpg	July 24, 2003
	Anthony Collier, Ott	Ott at BC	July 8, 2005

PLAYOFF RECORDS

Most Games Played, Playoffs:

36	Gerry James, Wpg/Sask	1952 - 1964
34	Larry Robinson, Cal	1961 - 1974
31	Ron Atchison, Sask	1952 - 1968
30	George Reed, Sask	1963 - 1975
29	Johnny Bright, Cal/Edm	1952 - 1964
	Bob Cameron, Wpg	1980 - 2002
28	Jackie Parker, Edm/Tor/BC	1954 - 1968
25	John Barrow, Ham	1957 - 1970
	Jack Abendschan, Sask	1965 - 1975

FUMBLE RETURNS

Most Fumble Return Yards, Playoffs:

140	Ed McQuarters, Sask	1966 - 1974
118	Ben Zambiasi, Ham/Tor	1978 - 1988
82	Vince Phason, Wpg	1975 - 1985
55	Dave Burkholder, Wpg	1958 - 1964
54	Tom Casey, Wpg	1950 - 1956
48	Terrance Melton, Sask	2002 - 2003
42	Dick Cohee, Mtl/Ott/Sask/Ham	1960 - 1968

Most Fumble Return Yards, Playoff Season:

102	Ben Zambiasi, Ham	1978
82	Vince Phason, Wpg	1977
80	Ed McQuarters, Sask	1970
60	Ed McQuarters, Sask	1966

Most Fumble Return Yards, Playoff Game:

102	Ben Zambiasi, Ham	Ham at Mtl	Nov. 11, 1978
82	Vince Phason, Wpg	Wpg at BC	Nov. 12, 1977
80	Ed McQuarters, Sask	Sask at Cal	Nov. 18, 1970
60	Ed McQuarters, Sask	Sask at Wpg	Nov. 16, 1966

QUARTERBACK SACKS

Most Quarterback Sacks, Playoffs:

11.0	Tony Norman, Wpg	1980 - 1986
9.5	Grover Covington, Ham	1981 - 1990
8.0	Michael Gray, BC/Wpg	1985 - 1992
8.5	James Parker, Edm/BC/Tor	1980 - 1990
8.0	Elfrid Payton, Wpg/Shrev/Balt/Mtl/Tor/Edm	1991 - 2002
7.0	Rod Skillman, Ham	1984 - 1990
	Mitchell Price, Ham/Cal	1983 - 1987
	James West, Cal/Wpg/BC	1982 - 1993

Most Quarterback Sacks, Playoff Game:

4	Tony Norman, Wpg	Wpg at BC	Nov. 11, 1984
	Grover Covington, Ham	Ham at Mtl	Nov. 17, 1985
	Stu Laird, Cal	Cal at Edm	Nov. 15, 1987
3.5	James Curry, Tor	Tor at Ham	Nov. 11, 1984

GREY CUP RECORDS

Most Games Played, Grey Cup:

9	Tommy Grant, Ham
	John Barrow, Ham
	Angelo Mosca, Ott/Ham
	Dave Cutler, Edm
	Larry Highbaugh, Edm
	Hank Ilesic, Edm/Tor

QUARTERBACK SACKS

Most Quarterback Sacks, Grey Cup:

5.0	Tyrone Jones, Wpg	1983 - 1992
4.5	Rick Klassen, BC/Sask	1981 - 1990
4.0	Grover Covington, Ham	1981 - 1991
	Stewart Hill, Edm/BC/Sask	1984 - 1993
3.5	Dave Fennell, Edm	1974 - 1983
3.0	Kevin Konar, BC	1980 - 1989

Most Quarterback Sacks, Grey Cup Game:

4.0	Tyrone Jones	Wpg vs Ham	Nov. 18, 1984
3.0	Grover Covington	Ham vs Edm	Nov. 30, 1986
2.5	Dave Fennell	Edm vs Tor	Nov. 28, 1982
	James Parker	Edm vs Tor	Nov. 28, 1982
	Rick Klassen	BC vs Tor	Nov. 27, 1983

DEFENSIVE TACKLES

Most Defensive Tackles, Grey Cup:

23	Alondra Johnson, BC/Cal	1989 - 2004
18	Greg Clark, Wpg/Sask	1993 - 1997
16	Willie Pless, Tor/Edm/Sask	1986 - 1999
15	Elfrid Payton, Wpg/Balt/Mtl/Tor	1991 - 2001
	Mike O'Shea, Ham/Tor	1993 - 2004
14	Greg Battle, Wpg	1987 - 1995
13	Dan Bass, Tor/Cal/Edm	1980 - 1991
12	O.J. Brigance, BC/Balt	1991 - 1995
	Donald Smith, Wpg/Mph/Tor	1992 - 2000
	Calvin Tiggler, Tor/Ham	1994 - 2001
	Gerald Vaughn, Cal/Wpg/Ham	1993 - 2001

REGULAR SEASON RECORDS BLOCKED KICKS

Most Fumble Return Yards, All-time Regular Season:

270	Greg Battle, Wpg/LV/Ott/Sask/Wpg	1987 - 1998
266	Singor Mobley, Edm	1995 - 1996, 2000 - 2005
234	Wayne Giardino, Ott	1967 - 1975
224	Joe Montford, Shrev/Ham/Tor/Ham	1995 - 2005
220	Maurice Kelly, LV/Tor/Wpg/BC	1994 - 2004
219	Larry Robinson, Cal	1961 - 1974

DEFENSIVE TACKLES

(Recorded since 1987)

Most Defensive Tackles, All-time Regular Season:

1241	Willie Pless, Tor/BC/Edm/Sask	1986 - 1999
1084	Alondra Johnson, BC/Cal	1989 - 2003
938	Mike O'Shea, Ham/Tor	1993 - 2005
766	Greg Battle, Wpg/LV/Ott/Sask/Wpg	1987 - 1998
670	Calvin Tiggie, Tor/Ham	1994 - 2001
667	Don Wilson, Edm/Tor/BC/Edm	1987 - 1998
646	Larry Wruck, Edm	1985 - 1996
592	Kelly Wiltshire, Tor/Mtl/Ott/Edm	1997 - 2005
578	Eddie Davis, Bhm/Cal/Sask	1995 - 2005
538	Marvin Coleman, Cal/Wpg	1994 - 2003

PLAYOFF RECORDS

FUMBLE RETURNS

Most Fumble Returns, Playoffs:

7	Peter Giftopolous, Ham	1988 - 1995
6	Buddy Tinsley, Wpg	1950 - 1960
5	Roger Savoie, Wpg	1951 - 1965
	Gene Gaines, Mtl /Ott	1962 - 1969
4	Sugarfoot Anderson, Cal	1949 - 1954
	Bill Briggs, Tor/Edm	1945 - 1957
	Ben Zambiasi, Ham/Tor	1978 - 1988
	Eric Carter, Ham/BC	1995 - 2002

Most Fumble Return Yards, Playoffs:

140	Ed McQuarters, Sask	1966 - 1974
118	Ben Zambiasi, Ham/Tor	1978 - 1988
82	Vince Phason, Wpg	1975 - 1985
55	Dave Burkholder, Wpg	1958 - 1964
54	Tom Casey, Wpg	1950 - 1956
48	Terrance Melton, Sask	2002 - 2003
42	Dick Cohee, Mtl/Ott/Sask/Ham	1960 - 1968

Most Fumble Return Yards, Playoff Season:

102	Ben Zambiasi, Ham	1978
82	Vince Phason, Wpg	1977
80	Ed McQuarters, Sask	1970
60	Ed McQuarters, Sask	1966

Most Fumble Return Yards, Playoff Game:

102	Ben Zambiasi, Ham	Ham at Mtl	Nov. 11, 1978
82	Vince Phason, Wpg	Wpg at BC	Nov. 12, 1977
80	Ed McQuarters, Sask	Sask at Cal	Nov. 18, 1970
60	Ed McQuarters, Sask	Sask at Wpg	Nov. 16, 1966

DEFENSIVE TACKLES

(recorded since 1987)

Most Defensive Tackles, Playoffs:

88	Willie Pless, Tor/BC/Edm	1986 - 1999
83	Alondra Johnson, Cal/Sask	1989 - 2004
62	Mike O'Shea, Ham/Tor/Ham/Tor	1995 - 2005
57	Larry Wruck, Edm	1985 - 1996
54	Marvin Coleman, Cal/Wpg	1994 - 2002
49	Don Wilson, Edm/Tor/BC	1987 - 1998
43	Marvin Pope, Cal	1992 - 1997
42	Dan Bass, Tor/Cal/Edm	1980 - 1991
	James West, Cal/Wpg/BC	1982 - 1993
	Anthony Drawhorn, BC/Ott/Sask/Bhm/Mtl	1988 - 1997

Most Defensive Tackles, Playoff Season:

18	Keith Castello, Tor	1990
17	Greg Clark, Wpg	1994
16	Jeff Fields, Ham	1992
	Stefen Reid, Mtl	1998
	Omarr Morgan, Sask	2004
15	Dan Bass, Edm	1990
	Darryl Ford, Tor	1990
14	Dan Bass, Edm	1987
	Tracy Gravelly, Mtl	1996
	Calvin Tiggie, Ham	1999
	Brendon Ayanbadejo, BC	2002

Most Defensive Tackles, Playoff Game:

14	Brendon Ayanbadejo, BC	BC at Wpg	Nov. 10, 2002
13	Marvin Pope, Cal	Cal vs. Edm	Nov. 22, 1992
12	Doug Landry, Cal	Cal vs. Sask	Nov. 12, 1989
11	Dan Bass, Edm	Edm vs. Sask	Nov. 11, 1990
	Alondra Johnson, Cal	Cal vs. BC	Nov. 14, 1993
	Darian Hagan, Edm	Edm at Cal	Nov. 12, 1995
	Omarr Morgan, Sask	Sask at Edm	Nov. 7, 2004

GREY CUP RECORDS

INTERCEPTIONS

Most Interception Returns, Grey Cup Game:

2	Bruce Coulter	Mtl vs Edm	Nov. 24, 1956
	Ray Bawel	Ham vs Wpg	Nov. 30, 1957
	Frank Andruski	Cal vs Mtl	Nov. 28, 1970
	Al Phaneuf	Mtl vs Cal	Nov. 28, 1970
	Garry Lefebvre	Edm vs Ott	Nov. 25, 1973
	Vern Perry	Mtl vs Edm	Nov. 27, 1977
	Joe Hollimon	Edm vs Ham	Nov. 23, 1980
	Greg Battle	Wpg vs Edm	Nov. 25, 1990
	Reggie Pleasant	Tor vs Cal	Nov. 24, 1991
	Lester Smith	Tor vs Sask	Nov. 16, 1997

Most Interception Return Yards, Grey Cup:

116	Vern Perry, Mtl	1977 - 1978
88	Greg Battle, Wpg	1987 - 1997
54	Dick Thornton, Wpg/Tor	1961 - 1972
50	Ed Berry, Tor/Edm/Mph	1988 - 1996
49	Adrian Smith, Tor	1994 - 2001

Most Interception Return Yards, Grey Cup Game:

88	Vern Perry	Mtl vs Edm	Nov. 27, 1977
	Greg Battle	Wpg vs Edm	Nov. 25, 1990
54	Dick Thornton	Tor vs Cal	Nov. 30, 1971
50	Ed Berry	Tor vs Cal	Nov. 24, 1991

FUMBLE RETURNS

Most Fumble Returns, Grey Cup Game:

3	Phil Minnick, Wpg	Wpg vs Ham	Nov. 27, 1965
2	Ray Bawel, Ham	Ham vs Wpg	Nov. 30, 1957
	Ben Zambiasi, Ham	Ham vs Edm	Nov. 30, 1986
	David Bovell, Wpg	Wpg vs Edm	Nov. 25, 1990
	Keith Castello, Tor	Tor vs Cal	Nov. 24, 1991

QUARTERBACK SACKS

Most Quarterback Sacks, Grey Cup Game:

4.0	Tyrone Jones	Wpg vs Ham	Nov. 18, 1984
3.0	Grover Covington	Ham vs Edm	Nov. 30, 1986
2.5	Dave Fennell	Edm vs Tor	Nov. 28, 1982
	James Parker	Edm vs Tor	Nov. 28, 1982
	Rick Klassen	BC vs Tor	Nov. 27, 1983

DEFENSIVE TACKLES

Most Defensive Tackles, Grey Cup:

23	Alondra Johnson, BC/Cal	1989 - 2004
18	Greg Clark, Wpg/Sask	1993 - 1997
16	Willie Pless, Tor/Edm/Sask	1986 - 1999
15	Elfrid Payton, Wpg/Balt/Mtl/Tor	1991 - 2001
	Mike O'Shea, Ham/Tor	1993 - 2004
14	Greg Battle, Wpg	1987 - 1995
13	Dan Bass, Tor/Cal/Edm	1980 - 1991
12	O.J. Brigrance, BC/Balt	1991 - 1995
	Donald Smith, Wpg/Mph/Tor	1992 - 2000
	Calvin Tiggie, Tor/Ham	1994 - 2001
	Gerald Vaughn, Cal/Wpg/Ham	1993 - 2001

Most Defensive Tackles, Grey Cup Game:

10	Aaron Brown, Wpg	Wpg vs BC	Nov. 27, 1988
	O.J. Brigrance, Balt	Balt vs Cal	Nov. 19, 1995
	Greg Clark, Sask	Sask vs Tor	Nov. 16, 1997
9	Darryl Ford, Tor	Tor vs Cal	Nov. 24, 1991
8	Dan Bass, Edm	Edm vs Tor	Nov. 29, 1987
	Willie Fears, Wpg	Wpg vs BC	Nov. 27, 1988
	Don Moen, Tor	Tor vs Cal	Nov. 24, 1991
	Greg Clark, Wpg	Wpg vs Edm	Nov. 28, 1993
	Steve Anderson, Cal	Ham vs Cal	Nov. 28, 1999
	Michael Fletcher, Tor	Tor vs BC	Nov. 21, 2004

REGULAR SEASON RECORDS

TOUCHDOWNS

Most Kickoff Return Touchdowns, All-time Regular Season:

5	Harvey Wylie, Cal	1956 - 1964
3	Hal Patterson, Mtl/Ham	1954 - 1967
	Larry Highbaugh, BC/Edm	1971 - 1983
	Bashir Levingston, Tor	2002 - 2004

Most Interception Return Touchdowns, All-time Regular Season:

8	Dick Thornton, Wpg/Tor	1961 - 1972
	Malcolm Frank, Sac/San/Edm	1994 - 2004
6	Charles Gordon, Ott/BC/Mtl	1991 - 1997
5	Garney Henley, Ham	1960 - 1975
	Joe Hollimon, Edm	1976 - 1984
	Cliff Toney, Edm	1984 - 1988
	Harry Skipper, Mtl/Sask	1983 - 1989
	Keith Gooch, BC	1984 - 1990
	Gary Wilkerson, Ham/Balt/Edm	1990 - 1995
	Don Wilson, Edm/Tor	1987 - 1998
	Ed Berry, Tor/Edm/Mph	1988 - 1996
	Kavis Reed, Edm	1995 - 1999
	William Hampton, Cal	1997 - 1999
	Harold Nash, Shrev/Mtl/Wpg	1994 - 2003
	Marvin Coleman, Cal/Wpg	1994 - 2003
	Jackie Kellogg, Cal/Edm	1995 - 2003

Most Interception Return Touchdowns, Regular Season:

5	Malcolm Frank, Edm	2004
4	Joe Hollimon, Edm	1978
3	Dick Thornton, Wpg	1963
	Ed Jones, Edm	1980
	Keith Gooch, BC	1989
	William Hampton, Cal	1999
	Vernon Mitchell, Tor	2000

Most Interception Return Touchdowns, Regular Season Game:

3	Vernon Mitchell, Tor	Ham at Tor	Oct. 7, 2000
2	Dick Thornton, Wpg	Wpg at Edm	Aug. 23, 1963
	Ed Jones, Edm	Ham at Edm	Sept. 7, 1980
	James Jefferson, Wpg	Ham at Wpg	Oct. 4, 1987

PUNT RETURNS

Most Punt Return Yards, All-time Regular Season:

	S	NO	YDS	AVE	LG	TD
Henry Williams, Edm	14	1003	11177	11.1	104	26
Paul Bennett, Tor/Wpg/Ham	11	659	6358	9.6	99	1
Mike Clemons, Tor	12	610	6025	9.9	94	8
Marvin Coleman, Cal/Wpg	10	516	5211	10.1	83	5
Winston October, Mtl/Edm	6	432	4417	10.2	101	6
Larry Crawford, BC/Tor	9	405	4159	10.3	82	3
Darnell Clash, BC/Tor	4	340	3407	10.0	83	3
Randy Rhino, Mtl/Ott	7	296	3367	11.4	64	0
Gene Wlasiuk, Wpg/Sask	10	553	3333	6.0	67	1
Richie Hall, Cal/Sask	9	334	3215	9.6	74	1

Most 100+ Punt Return Yard Games, Regular Season:

5	Larry Crawford, BC	1988
	Anthony Hunter, Edm	1989
	Henry Williams, Edm	1991
	Chris Wright, Balt	1995
4	Darnell Clash, BC	1986
	Willis Jacox, Sask	1991
	Henry Williams, Edm	1992
	Jimmy Cunningham, Tor	1995
	Winston October, Mtl	2000

Most Consecutive 100+ Punt Return Yard Games, Regular Season:

4	Larry Crawford, BC	October 7 - October 29, 1988
	Darnell Clash, BC	July 19 - August 9, 1986
3	Henry Williams, Edm	August 6 - August 20, 1992
3	Winston October, Mtl	July 11 to July 28, 2000
2	Randy Rhino, Mtl	September 5 - September 10, 1978
	Randy Rhino, Mtl	August 20 - August 29, 1979
	Dickie Harris, Mtl	October 27 - November 4, 1979
	Randy Rhino, Mtl	September 4 - September 13, 1981
	Mike Clemons, Tor	September 15 - September 20, 1990
	Raghib Ismail, Tor	October 18 - October 25, 1992
	Adrian Smith, Mph	July 14 - July 19, 1995
	Jimmy Cunningham, Tor	September 20 - September 30, 1995
	Chris Wright, Balt	October 7 - October 21, 1995
	Kato Hitson, Tor	September 9 - September 16, 1998
	Winston October, Edm	October 5 - October 12, 2001
	Corey Holmes, Sask	September 1 - September 15, 2002

Most Punt Returns, All-time Regular Season:

1003	Henry Williams, Edm	1986 - 2000
659	Paul Bennett, Tor/Wpg/Ham	1977 - 1987
610	Mike Clemons, Tor	1989 - 2000
553	Gene Wlasiuk, Wpg/Sask	1958 - 1967
516	Marvin Coleman, Cal/Wpg	1994 - 2003
506	Ed Learn, Mtl/Tor	1958 - 1969
471	Ron Latourelle, Wpg	1955 - 1964
458	Ron Howell, Ham/BC/Tor/Mtl	1954 - 1966
432	Winston October, Mtl/Edm	1999 - 2004
430	Lynn Bottoms, Cal/Tor	1954 - 1963

KICKOFF RETURNS

Most Kickoff Return Yards, All-time Regular Season:

	S	NO	YDS	AVE	LG	TD
Henry Williams, Edm	14	335	7354	22.0	100	2
Mike Clemons, Tor	12	300	6349	21.2	72	0
Marvin Coleman, Cal/Wpg	10	234	5565	23.8	77	1
Leo Lewis, Wpg	11	187	5444	29.1	91	1
Dwight Edwards, Tor/Sask/Ott/Mtl/Tor	11	247	5384	21.8	89	0
Ron Hopkins, Cal	9	226	5238	23.2	100	2
Larry Highbaugh, BC/Edm	13	141	4966	35.2	118	3
Harvey Wylie, Cal	9	151	4293	28.4	110	5
James 'Jimmy' Cunningham, Tor/BC/Tor	7	186	3828	20.6	98	1
Dave Raimey, Wpg/Tor	10	140	3722	26.6	105	2

Most Kickoff Returns, All-time Regular Season:

335	Henry Williams, Edm	1986 - 2000
300	Mike Clemons, Tor	1989 - 2000
247	Dwight Edwards, Tor/Sask/Ott/Mtl/Tor	1978 - 1988
234	Marvin Coleman, Cal/Wpg	1994 - 2003
226	Ron Hopkins, Cal	1983 - 1991
187	Leo Lewis, Wpg	1955 - 1966
186	James 'Jimmy' Cunningham, Tor/BC/Tor	1995 - 2000, 2002
182	Wally Zatylny, Ham/Tor	1988 - 1995
155	Eric Blount, Edm/Wpg/Tor/Mtl/Wpg	1995 - 2002
152	Corey Holmes, Sask	2001 - 2005

BLOCKED KICKS

Most Blocked Kicks, All-time Regular Season:

12	Gerald Vaughn, Cal/Wpg/Ham/Ott	1993 - 2004
8	Rod Hill, Wpg	1988 - 1992
	Less Browne, Ham/Wpg/Ott/BC	1984 - 1994
	Barron Miles, Mtl/BC	1998 - 2005
7	James Zachery, Edm	1980 - 1987
	Scott Flagel, Wpg/Cal/Ham/Ott	1982 - 1991

Most Blocked Kicks, Regular Season:

5	James Zachery, Edm	1986
4	Matt Goodwin, Balt	1994
	Gerald Vaughn, Ham	2000
3	Mark Philp, Ott	1980
	Merv Walker, Wpg	1974
	Scott Flagel, Cal/Ham	1988
	Paul Clatney, Wpg	1988
	Reggie Pleasant, Tor	1990
	Less Browne, Ott	1992
	Gerald Vaughn, Ham	2001
	Barron Miles, Mtl	2002
	Scott Gordon, Sask	2005

INTERCEPTIONS

Most Interceptions, All-time Regular Season:

87	Less Browne, Ham/Wpg/Ott	1984 - 1994
66	Larry Highbaugh, BC/Edm	1971 - 1983
62	Terry Irvin, Cal/Sask/Mtl	1977 - 1986
61	Don Wilson, Edm/Tor/BC	1987 - 1998
59	Garney Henley, Ham	1960 - 1975
58	Don Sutherin, Ham/Ott/Tor	1958 - 1970
52	John Wydareny, Tor/Edm	1963 - 1972
	Larry Crawford, BC/Tor	1981 - 1989
51	Ed Learn, Mtl/Tor	1958 - 1969
	Andre Francis, Mtl/Sask/BC/Edm/Ott	1983 - 1994
	Glen Suito, Sask	1984 - 1994
	Paul Bennett, Tor/Wpg/Ham	1977 - 1987

Most Interceptions, Regular Season:

15	Al Brenner, Ham	1972
14	Less Browne, Wpg	1990
13	Roy Bennett, Wpg	1987

Most Interceptions, Regular Season Game:

5	Rod Hill, Wpg	Ham at Wpg	Sept. 9, 1990
4	Don Sutherin, Ham	Edm at Ham	Sept. 11, 1961
	Art Johnson, Tor	Tor at Mtl	Oct. 7, 1961
	Peter Ribbins, Wpg	Wpg at BC	Aug. 17, 1972
	Al Brenner, Ham	Tor at Ham	Nov. 5, 1972
	Chris Sigler, Ott	Mtl at Ott	June 27, 1986
	Less Browne, Ham	Ham at Mtl	Aug. 21, 1986
	Terry Irvin, Mtl	Mtl at Tor	Nov. 2, 1986

Most Interception Return Yards, All-time Regular Season:

1508	Less Browne, Ham/Wpg/Ott/BC	1984 - 1994
1067	Harry Skipper, Mtl/Sask	1983 - 1989
1046	Don Wilson, Edm/Tor/BC/Edm	1987 - 1998
1004	Paul Bennett, Tor/Wpg/Ham	1977 - 1987
951	Andre Francis, Mtl/Sask/BC/Edm/Ott	1983 - 1994
923	Orlando Steinauer, Ott/Ham/Tor	1996 - 2004
916	Garney Henley, Ham	1960 - 1975
847	Dick Thornton, Wpg/Tor	1961 - 1972
837	Ken McEachern, Sask/Tor	1974 - 1984
810	Larry Crawford, BC/Tor	1981 - 1989

Most Interception Return Yards, Regular Season:

300	Eric Carter, Edm	2003
259	Less Browne, Ott	1992
263	Malcolm Frank, Edm	2004
267	Less Browne, Wpg	1991
273	Less Browne, Wpg	1990

DEFENSIVE BACKS

DEFENSIVE TACKLES

(Recorded since 1987)

Most Defensive Tackles, All-time Regular Season:

1241	Willie Pless, Tor /BC /Edm /Sask	1986 - 1999
1084	Alondra Johnson, BC /Cal	1989 - 2003
938	Mike O'Shea, Ham /Tor	1993 - 2005
766	Greg Battle, Wpg /LV /Ott /Sask /Wpg	1987 - 1998
670	Calvin Tiggler, Tor /Ham	1994 - 2001
667	Don Wilson, Edm /Tor /BC /Edm	1987 - 1998
646	Larry Wruck, Edm	1985 - 1996
592	Kelly Wiltshire, Tor /Mtl /Ott /Edm	1997 - 2005
578	Eddie Davis, Bhm /Cal /Sask	1995 - 2005
538	Marvin Coleman, Cal /Wpg	1994 - 2003

PLAYOFF RECORDS

Most Games Played, Playoffs:

36	Gerry James, Wpg/Sask	1952 - 1964
34	Larry Robinson, Cal	1961 - 1974
31	Ron Atchison, Sask	1952 - 1968
30	George Reed, Sask	1963 - 1975
29	Johnny Bright, Cal/Edm	1952 - 1964
	Bob Cameron, Wpg	1980 - 2002
28	Jackie Parker, Edm/Tor/BC	1954 - 1968
25	John Barrow, Ham	1957 - 1970
	Jack Abendschan, Sask	1965 - 1975

SCORING

Most Points, Playoffs:

*222	Mark McLoughlin, Cal/BC	1988 - 2001, 2005
*210	Lui Passaglia, BC	1976 - 2000
204	Sean Fleming, Edm	1992 - 2005
196	Larry Robinson, Cal	1961 - 1974
154	Trevor Kennerd, Wpg	1980 - 1990
	Troy Westwood, Wpg	1991 - 2003
149	Jack Abendschan, Sask	1965 - 1975
148	Dave Cutler, Edm	1969 - 1984
138	Paul Osbaldiston, Ham	1986 - 2001
123	Don Sutherin, Ham/Ott	1958 - 1969
121	Gerry Organ, Ott	1972 - 1977, 1978 - 1983
114	George Reed, Sask	1963 - 1975

Most Points, Playoff Season:

40	Larry Robinson, Cal	1964
34	Larry Robinson, Cal	1962
33	Carlos Huerta, Balt	1995
32	Tom Dixon, Edm	1986

Most Games Scoring Points, Playoffs:

27	Larry Robinson, Cal	1961 - 1974
23	Lui Passaglia, BC	1976 - 2000
22	Jack Abendschan, Sask	1965 - 1975
19	Gerry James, Wpg	1952 - 1963
	Gerry Organ, Ott	1971 - 1977, 1979 - 1983
	Mark McLoughlin, Cal	1989 - 2001
18	Don Sutherin, Ham/Ott/Tor	1958 - 1970
	Trevor Kennerd, Wpg	1980 - 1991
17	Jackie Parker, Edm	1954 - 1962

TOUCHDOWNS

Most Touchdowns, All-Time Playoffs:

19	Johnny Bright, Cal/Edm	1952 - 1964
	George Reed, Sask	1963 - 1975
14	Rollie Miles, Edm	1951 - 1961
12	Jackie Parker, Edm	1954 - 1962
	Terry Evanshen, Mtl/Cal/Ham	1965 - 1977
11	Jim Dillard, Cal/Ott/Tor	1962 - 1968
	Russ Jackson, Ott	1958 - 1969
10	Normie Kwong, Cal/Edm	1948 - 1960
	Mike Pringle, Edm/Sac/Balt/Mtl	1992 - 2003

FIELD GOALS

Most Field Goals, Playoffs:

54	Mark McLoughlin, Cal/BC	1988 - 2001, 2005
48	Lui Passaglia, BC	1976 - 2000
43	Sean Fleming, Edm	1992 - 2005
40	Troy Westwood, Wpg	1991 - 2003
37	Dave Cutler, Edm	1969 - 1984
35	Larry Robinson, Cal	1961 - 1974
32	Trevor Kennerd, Wpg	1980 - 1991
	Paul Osbaldiston, Ham	1986 - 2001
31	Jack Abendschan, Sask	1965 - 1975

Most Field Goals, Playoff Season:

9	Troy Westwood, Wpg	1994
	Carlos Huerta, Balt	1995
8	Larry Robinson, Cal	1964
	Tom Dixon, Edm	1986
	Trevor Kennerd, Wpg	1988
	Mark McLoughlin, Cal	1995
	Sean Fleming, Edm	2005

PASS RECEIVING

Most Pass Receptions, Playoffs:

85	Darren Flutie, BC/Edm/Ham	1991 - 2001
78	Allen Pitts, Cal	1990 - 2000
72	Terry Vaughn, Cal/Edm/Mtl	1995 - 2005
70	Rollie Miles, Edm	1951 - 1961
	Rick House, Wpg/Edm	1979 - 1991
69	George Reed, Sask	1963 - 1975
66	Herman Harrison, Cal	1964 - 1972
	Terry Evanshen, Mtl/Cal/Ham	1965 - 1977
60	Jim Dillard, Cal/Ott/Tor	1962 - 1968
59	Tony Gabriel, Ham/Ott	1971 - 1981
	James Murphy, Wpg	1983 - 1990

PASS RECEIVING YARDS

Most Pass Receiving Yards, Playoff Season:

589	Rollin Prather, Edm	1952
341	Rollie Miles, Edm	1953
318	Jim Letcavits, Edm	1958

Most Pass Receiving Games, 100+ Yards, Playoffs:

6	Darren Flutie, BC/Edm/Ham	1991 - 2001
5	Allen Pitts, Cal	1990 - 2000
4	Rollie Miles, Edm	1951 - 1961
	Brian Kelly, Edm	1979 - 1988
	Eddie Brown, Cal/Ott/Tor/Mph/Edm/Mtl/BC	1990 - 1999
3	Herman Harrison, Cal	1964 - 1972
	Hal Patterson, Mtl/Ham	1954 - 1967
	Terry Evanshen, Mtl/Ham	1965 - 1977
	James Murphy, Wpg	1983 - 1990
	Terry Vaughn, Cal	1995 - 2001

PASSING TOUCHDOWNS

Most Passing Touchdowns, Playoffs:

40	Ron Lancaster, Ott/Sask	1960 - 1978
32	Damon Allen, Edm/Ott/Ham/Mph/BC/Tor	1985 - 2005
25	Russ Jackson, Ott	1958 - 1969
24	Tom Clements, Ott/Ham/Wpg	1975 - 1987
	Tracy Ham, Edm/Tor/Balt/Mtl	1987 - 1999
18	Bernie Faloney, Edm/Ham/Mtl	1954 - 1966
16	Matt Dunigan, Edm/BC/Tor/Wpg/Bhm/Ham	1983 - 1996
15	Danny McManus, Wpg/BC/Edm Ham	1990 - 2004
	Jerry Keeling, Cal/Ott/Ham	1961 - 1975
14	Dieter Brock, Wpg/Ham	1974 - 1984

PUNT RETURNS

Most Punt Return Yards, Playoffs:

777	Henry Williams, Edm	1987 - 1999
608	Rollie Miles, Edm	1951 - 1961
487	Gordie Rowland, Wpg	1954 - 1963
415	Marvin Coleman, Cal/Wpg	1994 - 2001
412	Gene Wasiuk, Wpg /Sask	1957 - 1967
349	Bashir Levingston, Tor	2002 - 2005
339	Mike Clemons, Tor	1989 - 1999
328	Garney Henley, Ham	1960 - 1975
314	Harry Lunn, Sask/Ott	1955 - 1959

KICKOFF RETURNS

Most Kickoff Return Yards, Playoffs:

805	Gerry James, Wpg	1952 - 1963
782	Rollie Miles, Edm	1951 - 1961
641	Henry Williams, Edm	1987 - 1999
528	Marvin Coleman, Cal/Wpg	1994 - 2001
446	Mike Clemons, Tor	1989 - 1999
429	Gene Gaines, Ott	1962 - 1969
400	Leo Lewis, Wpg	1955 - 1966
397	Bill Symons, Tor	1967 - 1973

Most Kickoff Return Yards, Playoff Game:

185	Angelo Santucci, Ham	Ham at Mtl	Nov. 9, 1975
176	Gene Gaines, Ott	Ott at Ham	Nov. 14, 1964
164	Eric L. Blount, Edm	Edm at Cal	Nov. 12, 1995
159	Bashir Levingston, Tor	Tor at Mtl	Nov. 9, 2003
146	James Cunningham, BC	BC at Mtl	Nov. 2, 1997
144	Willie Bethea, Ham	Ham vs. Ott (at Mtl)	Nov. 19, 1966

FUMBLE RETURNS

Most Fumble Returns, Playoffs:

7	Peter Giftopoulos, Ham	1988 - 1995
6	Buddy Tinsley, Wpg	1950 - 1960
5	Roger Savoie, Wpg	1951 - 1965
	Gene Gaines, Mtl/Ott	1962 - 1969
4	Sugarfoot Anderson, Cal	1949 - 1954
	Bill Briggs, Tor/Edm	1945 - 1957
	Ben Zambiasi, Ham/Tor	1978 - 1988
	Eric Carter, Ham/BC	1995 - 2002

INTERCEPTIONS

Most Interceptions, Playoffs:

12	Don Sutherin, Ham/Ott/Tor	1958 - 1970
9	Bob Kosid, Sask	1964 - 1972
	Garney Henley, Ham	1960 - 1975
	Oscar Kruger, Edm	1954 - 1963
8	Rollie Miles, Edm	1951 - 1961
	Bud Grant, Wpg	1953 - 1956

Most Interceptions, Playoff Season:

7	Bud Grant, Wpg	1953
6	Oscar Kruger, Edm	1959
4	Al Romine, Ott	1959
	Don Sutherin, Ham	1961
	Art Johnson, Cal	1963
	Bob Kosid, Sask	1967
	Felix Wright, Ham	1984

Most Interception Return Yards, Playoffs:

219	Marvin Coleman, Cal/Wpg	1994 - 2003
167	Glenn Rogers Jr. Edm/BC	1993 - 1998
157	Harvey Wylie, Cal	1956 - 1964
151	Gene Gaines, Mtl/Ott	1961 - 1976
147	Don Sutherin, Ham/Ott/Tor	1958 - 1970
144	Bob Kosid, Sask	1964 - 1972
115	Larry Highbaugh, BC/Edm	1971 - 1983
	Alfred Jordan, LV/Cal	1994 - 1997

Most Interception Return Yards, Playoff Season:

185	Marvin Coleman, Cal	1995
116	Kenny Wheaton, Tor	2004
115	Glenn Rogers Jr., Edm	1996
	Alfred Jordan, Cal	1997
107	Tom Casey, Wpg	1953
106	Greg Peterson, Cal	1987
102	Harry Skipper, Sask	1984
90	Tom Moran, Mtl	1956
83	Reggie Holmes, Cal	1971

Most Interception Return Yards, Playoff Game:

151	Marvin Coleman, Cal	Ham at Cal	Nov. 4, 1995
116	Kenny Wheaton, Tor	Ham at Tor	Nov. 5, 2004
115	Alfred Jordan, Cal	Sask at Cal	Nov. 2, 1997
106	Greg Peterson, Cal	Cal at Edm	Nov. 15, 1987
103	Glenn Rogers Jr., Edm	Wpg at Edm	Nov. 10, 1996
102	Harry Skipper, Sask	Sask at Cal	Nov. 12, 1989
90	Tom Moran, Mtl	Mtl at Ham	Nov. 17, 1956

GREY CUP RECORDS

Most Games Played, Grey Cup:

9	Tommy Grant, Ham
	John Barrow, Ham
	Angelo Mosca, Ott/Ham
	Dave Cutler, Edm
	Larry Highbaugh, Edm
	Hank Ilesic, Edm/Tor

INTERCEPTIONS

Most Interception Return Yards, Grey Cup:

116	Vern Perry, Mtl	1977 - 1978
88	Greg Battle, Wpg	1987 - 1997
54	Dick Thornton, Wpg/Tor	1961 - 1972
50	Ed Berry, Tor/Edm/Mph	1988 - 1996
49	Adrian Smith, Tor	1994 - 2001

Most Interception Return Yards, Grey Cup Game:

88	Vern Perry	Mtl vs Edm	Nov. 27, 1977
	Greg Battle	Wpg vs Edm	Nov. 25, 1990
54	Dick Thornton	Tor vs Cal	Nov. 30, 1971
50	Ed Berry	Tor vs Cal	Nov. 24, 1991

COMBINED YARDAGE

Most Combined Rush, Pass Reception and Kick Return Yards, Grey Cup:

776	Leo Lewis, Wpg (91 att.)	1955 - 1966
663	Hal Patterson, Mtl/Ham (33 att.)	1954 - 1967
659	Jackie Parker, Edm (53 att.)	1954 - 1962
574	Robert Drummond, Balt/Tor (60 att.)	1994 - 2000
474	Mike Pringle, Balt/Mtl/Edm	1994 - 2003
462	Willie Bethea, Ham (46 att.)	1963 - 1970
448	Garney Henley, Ham (38 att.)	1960 - 1975

Most Combined Rush, Pass Reception and Kick Return Yards, Grey Cup Game:

316	Red O'Quinn, Mtl	Mtl vs Edm	Nov. 27, 1954
280	Antonio Warren, BC	BC vs Tor	Nov. 21, 2004
266	Garney Henley, Ham	Ham vs Wpg	Dec. 1-2, 1962
238	Charles Robers, Wpg	Wpg vs. Cal	Nov. 25, 2001
234	Leo Lewis, Wpg	Wpg vs Ham	Dec. 1-2, 1962

Most Punt Return Yards, Grey Cup:

250	Ron Latourelle, Wpg	1955 - 1964
170	Randy Rhino, Mtl	1976 - 1980
137	Garney Henley, Ham	1960 - 1975
135	Greg Butler, Edm	1977 - 1980
126	Darnell Clash, BC/Tor	1984 - 1987



VOTING INSTRUCTIONS

Thank you for participating in the TSN Top 50 CFL Players project. Your task is to evaluate the careers of the 185 players on the ballot and rank, in order, the Top 50 in the post-WWII history of the CFL (since 1945). Among the candidates are the 119 players named to the Hall of Fame on the basis of performance since 1945 and 66 others identified during a three-month research and consultation process. In the event one of your choices for the Top 50 is not on the ballot, feel free to cast a write-in vote.

Your Top 50 must include at least:

- 1 Quarterback
- 2 Running backs
- 4 Receivers
- 5 Offensive Linemen
- 1 Punter (or Punter/Kicker)
- 1 Kicker (or Kicker/Punter)
- 4 Defensive Linemen
- 3 Linebackers
- 5 Defensive Backs

That adds up to 26 of your Top 50. You are free to slot these players anywhere you like in the Top 50 – they do not need to be ranked in the top 26. There are no restrictions on the remaining 24 choices.

Notes:

- Voters are not mandated to pick a Special Teams player because of the relative recent nature of the designation (All-Canadians have been named since 1986); but two players are listed at that position (Gizmo Williams and Pinball Clemons) for your consideration.
- Players who occupied more than one position during their careers are listed by their primary positions. In some (but not all) cases, their secondary positions are also listed. Beyond filling the 26 mandated picks, position is largely irrelevant. You are free to pick as many players at any position as you want.
- Players have been assigned positions, but they are to be **judged and compared on the totality of their contributions** on the field – be it at different positions or in different roles.

Notes on the Statistics:

Alphabetical and Position Lists:

- Former CFL chief statistician and information officer Larry Robertson burrowed into the league archives and beyond, but there are limits to available information. He could not, for example, find regular season game totals for 19 candidates. He could find only partial totals for 14 others; their totals are listed as XX+ (e.g. Hal Patterson, 82+).
- Stats for the 14 active players have been updated through August 14, 2006 on the alphabetical and position lists.
- Player notes are included on those who rank in the top 5 in significant categories or were CFL season leaders a minimum of three years as reflected in the 2006 CFL Facts, Figures & Record Book.

Appendix:

The appendix includes statistics reproduced directly from the 2006 CFL Facts, Figures & Record Book and organized by position. These stats are through to the end of the 2005 season.

Voter Privacy:

The names of all voters will be made public, but all ballots will be kept in the strictest confidence.

How to cast your vote:

- Fill in the tear-away ballot on page 75
- Remove ballot and return in pre-addressed courier envelope
- Retain the carbon copy of the ballot for your records

SUBMISSION DEADLINE: WED., SEPT. 27, 2006

PLAYER LIST

1	ABENDSCHAN, Jack	OL
2	AH YOU, Junior*	DL
3	ALDAG, Roger*	OL
4	ALLEN, Damon	QB
5	ANDERSON, Kelvin	RB
6	ATCHISON, Ron*	DL
7	BAILEY, By*	RB
8	BAKER, Bill*	DL
9	BARROW, John*	DL
10	BASS, Dan*	LB
11	BATTLE, Greg	LB
12	BAYLIS, Jearld	DL
13	BENECICK, Al*	OL
14	BENNETT, Paul*	DB
15	BRIGHT, Johnny*	RB
16	BROCK, Dieter*	QB
17	BROWN, Tom*	LB
18	BROWNE, Less*	DB
19	BURDEN, Willie*	RB
20	CAHOON, Ben	Rec
21	CALVILLO, Anthony	QB
22	CAMERON, Bob	P
23	CAMPBELL, Hugh	Rec
24	CAMPBELL, Jerry*	LB
25	CARTER, Eric	DB
26	CASEY, Tom*	RB
27	CHARLTON, Ken*	RB
28	CHIU, Bryan	OL
29	CLARK, Ken	P
30	CLARKE, Bill*	DL
31	CLEMENTS, Tom*	QB
32	CLEMONS, Michael (Pinball)	ST
33	COFFEY, Tommy Joe*	Rec
34	COLEMAN, Lovell	RB
35	COLEMAN, Marvin	DB
36	CONNOP, Rod*	OL
37	COPELAND, Royal*	RB
38	CORRIGALL, Jim*	DL
39	COVINGTON, Grover*	DL
40	CRAWFORD, Larry	DB
41	CUTLER, Dave*	K
42	DALLA RIVA, Peter*	Rec
43	DICKENSON, Dave	QB
44	DIPIETRO, Rocky*	Rec
45	DIXON, George*	RB
46	DUNIGAN, Matt*	QB
47	ELGAARD, Ray*	Rec
48	ESTAY, Ron*	DL
49	ETCHEVERRY, Sam*	QB
50	EVANSHEN, Terry*	Rec
51	FAIRBANKS, Lloyd	OL
52	FALONEY, Bernie*	QB
53	FENNELL, Dave*	DL
54	FERNANDEZ, Mervyn	Rec
55	FERRONE, Dan	OL
56	FIELDGATE, Norm*	LB
57	FLEMING, Joe	DL
58	FLEMING, Willie*	RB
59	FLUTIE, Darren	Rec
60	FLUTIE, Doug	QB
61	FOUTS, Dick	DL
62	FRANK, Bill*	OL
63	FRASER, Cam	P
64	GABRIEL, Tony*	Rec
65	GAINES, Gene*	DB
66	GARCIA, Jeff	QB
67	GEORGE, Ed*	OL
68	GILCHRIST, Chester (Cookie)	RB
69	GOLAB, Tony*	RB
70	GRANT, Tommy*	Rec
71	GRAY, Herb*	DL
72	GREER, Terry	Rec
73	HAM, Tracy	QB
74	HARRIS, Dickie*	DB
75	HARRIS, Wayne Sr.*	LB
76	HARRISON, Herm*	Rec
77	HELTON, John*	DL
78	HENLEY, Garney*	DB
79	HIGHBAUGH, Larry*	DB
80	HINTON, Tom*	OL
81	HOLLOWAY, Condredge*	QB
82	HUFFMAN, Dick*	DL
83	HUGO, Tommy	OL
84	ILESIC, Hank	P
85	JACKSON, Glen	LB
86	JACKSON, Russ*	QB
87	JACOBS, Jack*	QB
88	JAMES, Gerry*	RB
89	JOHNSON, Alondra	LB
90	JOHNSON, Will	DL
91	JONES, Tyrone	LB
92	JURASIN, Bobby*	DL
93	KAPP, Joe*	QB
94	KEELING, Jerry*	DB
95	KELLY, Brian*	Rec
96	KELLY, Ellison*	OL
97	KEPLEY, Dan*	LB
98	KROL, Joe*	RB
99	KWONG, Normie*	RB
100	LAGRONE, John	DL
101	LANCASTER, Ron*	QB
102	LEHMANN, Ken	LB
103	LEWIS, Leo*	RB
104	LOCKLIN, Billy Ray	DL
105	LUNSFORD, Earl*	RB
106	LUSTER, Marv*	DB
107	LUZZI, Don*	DL
108	MANN, Dave	P
109	MCGOWAN, George*	Rec
110	MCLOUGHLIN, Mark	K
111	MCMANUS, Danny	QB
112	MCQUARTERS, Ed*	DL
113	MILES, Rollie*	DB
114	MITCHELL, Derrell	Rec
115	MONTFORD, Joe	DL
116	MOON, Warren*	QB
117	MORRIS, Frank*	OL
118	MOSCA, Angelo*	DL
119	MURPHY, James*	Rec
120	NARCISSE, Don	Rec
121	NELSON, Roger*	OL
122	NETTLES, Ray*	LB
123	NEUMANN, Pete*	DL
124	ODUMS, Ray	DB
125	OKEKE, Uzooma	OL
126	O'QUINN, John (Red)*	Rec
127	OSBALDISTON, Paul	K
128	O'SHEA, Mike	LB
129	PAJACZKOWSKI, Tony*	OL
130	PARKER, James*	DL
131	PARKER, Jackie*	QB
132	PASSAGLIA, Lui*	K
133	PATTERSON, Hal*	Rec
134	PAYTON, Elfrid	DL
135	PITTS, Allen*	Rec
136	PITTS, Ernie	Rec
137	PLESS, Willie*	LB
138	PLOEN, Ken*	QB
139	POPLAWSKI, Joe*	Rec
140	PREFONTAINE, Noel	P
141	PRINGLE, Mike	RB
142	RAIMEY, Dave*	RB
143	REAVES, Willard	RB
144	REED, George*	RB
145	RIDGWAY, Dave*	K
146	RIGNEY, Frank*	OL
147	ROBERTS, Charles	RB
148	ROBINSON, Larry*	DB
149	ROUNTREE, Jim	DB
150	ROWE, Paul*	RB
151	RUBY, Martin*	OL
152	SCOTT, Tom*	Rec
153	SCOTT, Vince*	DL
154	SHATTO, Dick*	RB
155	SHAW, David	DB
156	SHAW, Wayne Sr.	LB
157	SIMPSON, Bob*	Rec
158	STEGALL, Milt	Rec
159	STEWART, Ron*	RB
160	STILLWAGON, Jim	DL
161	SUTHERIN, Don*	DB
162	SYMONS, Bill*	RB
163	THELEN, Dave*	RB
164	THORNTON, Dick	DB
165	TINSLEY, Buddy*	OL
166	TRAWICK, Herb*	DL
167	TUCKER, Whit*	Rec
168	URNES, Ted*	OL
169	VAUGHAN, Kaye*	OL
170	VAUGHN, Terry	Rec
171	VERCHEVAL, Pierre	OL
172	WAGNER, Virgil*	RB
173	WALBY, Chris*	OL
174	WEST, James	LB
175	WIDGER, Mike	LB
176	WILKINSON, Tom*	QB
177	WILLIAMS, Henry (Gizmo)*	ST
178	WILSON, Al*	OL
179	WINFIELD, Earl	Rec
180	WYLIE, Harvey*	DB
181	YOCHUM, Dan*	OL
182	YOUNG, Jim*	Rec
183	ZAMBIASI, Ben*	LB
184	ZOCK, Bill*	OL
185	ZUGER, Joe	P

*Honoured member of the Canadian Football Hall of Fame



PRINT NAME

SIGNATURE

PLAYER

POSITION

PLAYER

POSITION

1

2

3

4

5

6

7

8

9

10

11

12

13

14

15

16

17

18

19

20

21

22

23

24

25

26

27

28

29

30

31

32

33

34

35

36

37

38

39

40

41

42

43

44

45

46

47

48

49

50

RUNNING BACKS

Team(s)	Pos	Yrs	Career	GP	PS	Grey Cup GP	Wins
ANDERSON, Kelvin Cgy/BC	RB	8	('96-'03)	139	8	3	2
BAILEY, By* BC	RB	11	('54-'64)	158	6	2	1
BRIGHT, Johnny* Cgy/Edm	RB	13	('52-'64)	157	29	4	3
BURDEN, Willie* Cgy	RB	8	('74-'81)	103	5	0	0
CASEY, Tom* Ham Wildcats/Wpg	RB (DB)	8	('49-'56)		24	2	
CHARLTON, Ken* Ott/Sask	RB	10	('45-'54)	94+	16	1	
COLEMAN, Lovell Cgy/Ott/BC	RB	10	('60-'70)	123	26		
COPELAND, Royal* Tor/Cgy	RB (Rec)	12	('45-'56)	135	14		
DIXON, George* Mu	RB	7	('59-'65)	76	1		
FLEMING, Willie* BC	RB	8	('59-'66)	124			
GILCHRIST, Chester (Cookie) Ham/Sask/Tor	RB (LB)	6	('56-'61)	56+			
GOLAS, Tony* Ott	RB	6	('45-'50)				
JAMES, Gerry* Wpg/Sask	RB	13	('52-'65)	131	1		
KROL, Joe* Tor	RB	9	('45-'54)				
KWONG, Normie* Cgy/Edm	RB	13	('48-'61)	127	1		
LEWIS, Lee* Wpg	RB	11	('52-'63)	111	1		
LUNSFORD, Earl* Cgy	RB	6	('52-'58)	61	1		
FRINGLE, Mike* Edm	RB	6	('52-'58)	61	1		